

Morpheus
Satin Stainless
Data Sheet



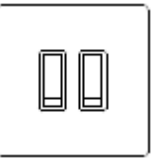
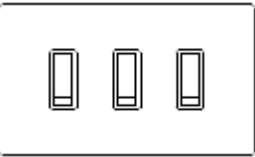
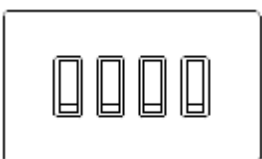
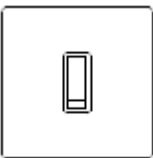


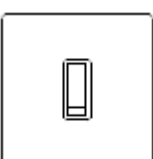


Specifications

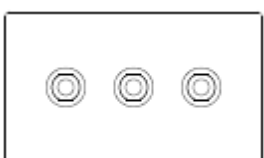
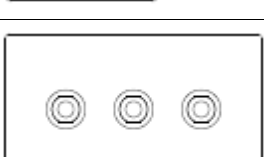
Plate Material	304 Grade stainless steel
Finish Applied on Plate	S240 brushed 2B
Single Plate Dimensions	86mm x 86mm
Twin Plate Dimensions	146mm x 86mm
Screw Type	N/A (Screwless plate range)
Plate Prefix	MSS
Standard Insert Trim Colour	White or Black
Standard Rocker Finish	Satin Nickel

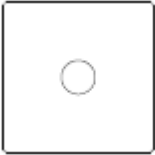
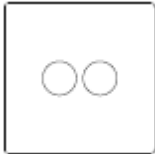

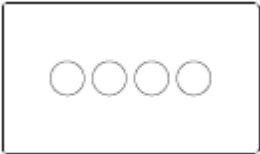

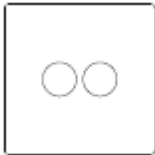

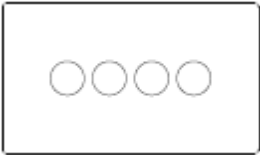
Standard Brochure Items

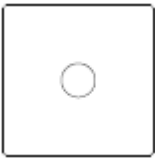
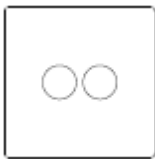


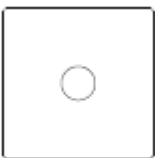
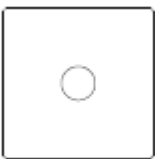
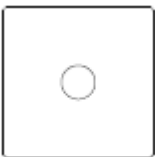
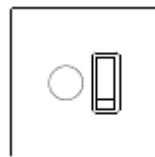
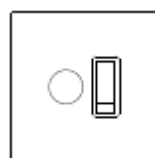
	Product	Description	Plate Size	Wall box
	*-Insert Colour B-Black W-White	ROCKER GRID SWITCHES (Metal Switch Caps)		
	10.1*	1 Gang 20AX 2 Way rocker switch	86 x 86mm	35mm Single
	10.2*	2 Gang 20AX 2 Way rocker switch	86 x 86mm	35mm Single
	10.3*	3 Gang 20AX 2 Way rocker switch	146 x 86mm	35mm Twin
	10.4*	4 Gang 20AX 2 Way rocker switch	146 x 86mm	35mm Twin
	10.1*/2	1 Gang 20AX double pole rocker switch	86 x 86mm	35mm Single
	10.1*/3	1 Gang 20AX intermediate rocker switch	86 x 86mm	35mm Single
	10.1*/4	1 Gang 20AX 2 Way and off rocker switch	86 x 86mm	35mm Single
	10.1*/5	1 Gang 20 Amp retractive switch	86 x 86mm	35mm Single

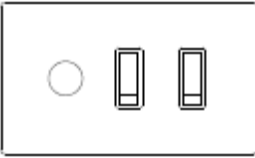
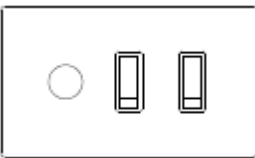
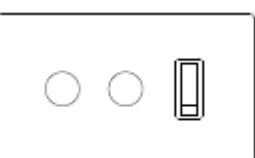
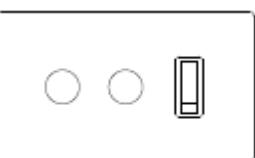
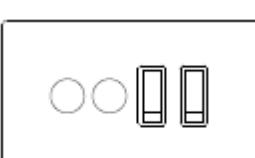
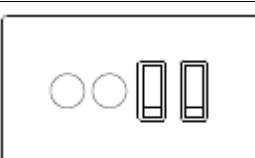
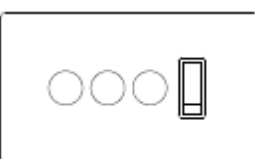
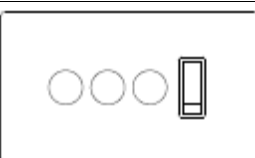
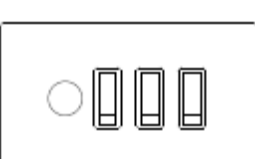
	10.1*/7	1 Gang 20 Amp 2 Way and off retractive switch	86 x 86mm	35mm Single
	*-Insert Colour B-Black W-White	ROCKER GRID SWITCHES (Plastic Switch Caps)		
	11.1*	1 Gang 20AX 2 Way rocker switch	86 x 86mm	35mm Single
	11.2*	2 Gang 20AX 2 Way rocker switch	86 x 86mm	35mm Single
	11.3*	3 Gang 20AX 2 Way rocker switch	146 x 86mm	35mm Twin
	11.4*	4 Gang 20AX 2 Way rocker switch	146 x 86mm	35mm Twin
	11.1*/2	1 Gang 20AX double pole rocker switch	86 x 86mm	35mm Single
	11.1*/3	1 Gang 20AX intermediate rocker switch	86 x 86mm	35mm Single
	11.1*/4	1 Gang 20AX 2 Way and off rocker switch	86 x 86mm	35mm Single
	11.1*/5	1 Gang 20Amp retractive rocker switch	86 x 86mm	35mm Single

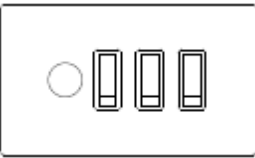



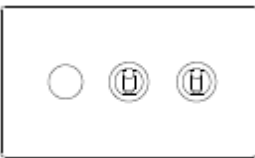
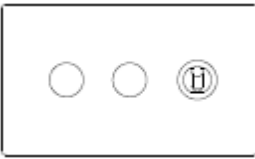
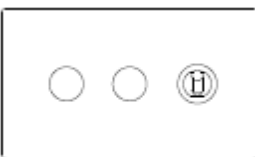

	11.1*/7	1 Gang 20 Amp 2 Way and off retractive switch	86 x 86mm	35mm Single
		DOLLY GRID SWITCHES		
	14.1	1 Gang 20AX 2 Way toggle switch	86 x 86mm	35mm Single
	14.2	2 Gang 20AX 2 Way toggle switch	86 x 86mm	35mm Single
	14.3	3 Gang 20AX 2 Way toggle switch	146 x 86mm	35mm Twin
	14.4	4 Gang 20AX 2 Way toggle switch	146 x 86mm	35mm Twin
	14.1/2	1 Gang 20AX double pole toggle switch	86 x 86mm	35mm Single
	14.1/3	1 Gang 20AX intermediate toggle switch	86 x 86mm	35mm Single
	14.1/4	1 Gang 20AX 2 Way and off toggle switch	86 x 86 mm	35mm Single
	14.1/5	1 Gang 20Amp retractive toggle switch	86 x 86mm	35mm Single

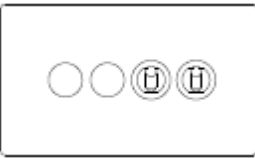
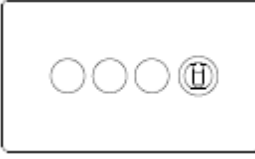
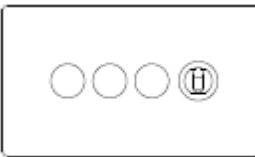
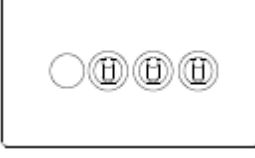

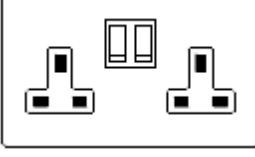
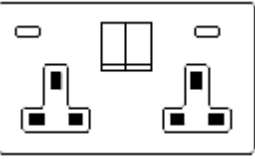
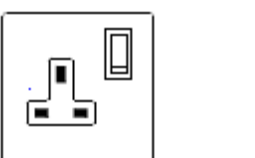
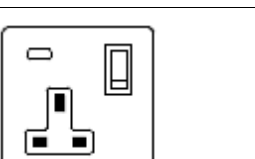
	14.1/7	1 Gang 20 Amp 2 Way and off retractive	86 x 86mm	35mm Single
		PUSH BUTTONS		
	14.1/8	1 Gang 6AX 2 Way latching push button.	86 x 86mm	35mm Single
	14.2/88	2 Gang 6AX 2 Way latching push button.	86x86mm	35mm Single
	14.3/888	3 Gang 6AX 2 Way latching push button.	146x86mm	35mm Twin
	14.4/8888	4 Gang 6AX 2 Way latching push button	146x86mm	35mm Twin
	14.1/9	1 Gang 6Amp Retractive push button	86 x 86mm	35mm Single
	14.2/99	2 Gang 6Amp Retractive push button	86 x 86mm	35mm Single
	14.3/999	3 Gang 6Amp Retractive push button	146x86mm	35mm Twin
	14.4/9999	4 Gang 6Amp Retractive push button	146x86mm	35mm Twin

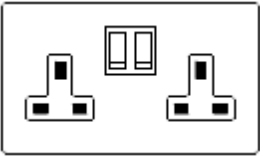
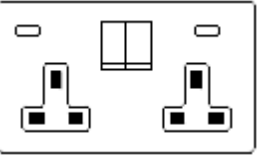
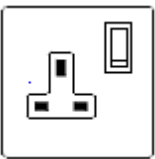
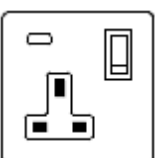
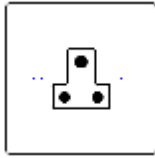
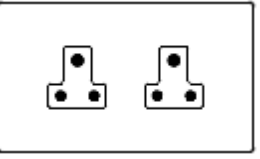
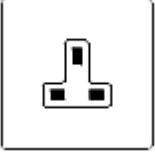
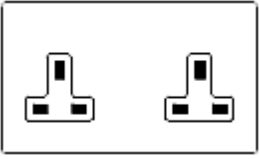
		INTELLIGENT ROTARY DIMMERS		
	21.1/T	1 Gang 200W/120VA Intelligent load detecting dimmer	86 x 86mm	35mm Single
	21.2/TT	2 Gang 200W/120VA Intelligent load detecting dimmer	86 x 86mm	35mm Single
	21.3/TTT	3 Gang 200W/120VA Intelligent load detecting dimmer	146 x 86mm	35mmTwin
	21.4/TTTT	4 Gang 200W/120VA Intelligent load detecting dimmer	146 x 86mm	35mmTwin
		ROTARY DIMMERS		
	21.1	1 Gang 250w 2 Way dimmer (mains & low voltage)	86 x 86mm	35mm Single
	21.2	2 Gang 250w 2 Way dimmer (mains & low voltage)	86 x 86mm	35mm Single
	21.3	3 Gang 250w 2 Way dimmer (mains & low voltage) Leading Edge	146 x 86mm	35mmTwin
	21.4	4 Gang 250w 2 Way dimmer (mains & low voltage) Leading Edge	146 x 86mm	35mmTwin





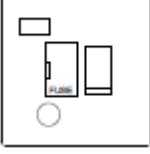



	22.1	1 Gang 400w 2 Way dimmer (mains & low voltage)	86 x 86mm	35mm Single
	22.2	2 Gang 400w 2 Way dimmer (mains & low voltage)	86 x 86mm	35mm Single
	22.3	3 Gang 400w 2 Way dimmer (mains & low voltage)	146 x 86mm	35mmTwin
	22.4	4 Gang 400w 2 Way dimmer (mains & low voltage)	146 x 86mm	35mmTwin
	21.1/6	1 Gang 0-10V Dimmer	86x86mm	35mm Single
	21.1/7	1 Gang Intermediate on/off	86x86mm	35mm Single
	21.1/1	1 Gang 2 Way push on/off	86x86mm	35mm Single
	*-Insert Colour B-Black W-White	COMBINATION DIMMER/ROCKERS		
	401.1*/T	1 x 200W/120VA Intelligent load detecting dimmer & 1 x 20AX 2 Way rocker switch	86x86mm	35mm Single
	402.1*	1 x 400W dimmer & 1x 20AX 2 Way rocker switch	86x86mm	35mm Single


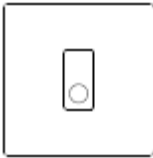
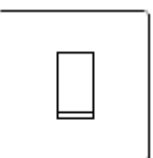
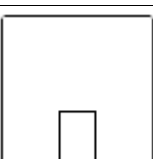
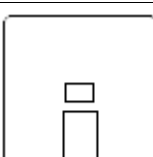
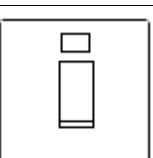
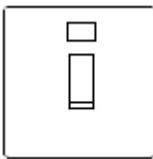
	415.1*/T	1 x 200W/120VA Intelligent load detecting dimmer & 2 x 20AX 2 Way rocker switch	146x86mm	35mm Twin
	416.1*	1 x 400W dimmer & 2 x 20AX 2 Way rocker switch	146x86mm	35mm Twin
	427.1*/TT	2 x 200W/120VA Intelligent load detecting dimmer & 1 x 20AX 2 Way rocker switch	146x86mm	35mm Twin
	428.1*	2 x 400W Dimmer & 1 x 20AX 2 Way rocker switch	146x86mm	35mm Twin
	443.1*/TT	2 x 200W/120VA Intelligent load detecting dimmer & 2 x 20AX 2 Way rocker switch	146x86mm	35mm Twin
	444.1*	2 x 400W dimmer & 2 x 20AX 2 Way rocker switch	146x86mm	35mm Twin
	451.1*/TTT	3 x 200W/120VA Intelligent load detecting dimmer & 1 x 20AX 2 Way rocker switch	146x86mm	35mm Twin
	452.1*	3 x 400W dimmer & 1 x 20AX 2 Way rocker switch	146x86mm	35mm Twin
	459.1*/T	1 x 200W/120VA Intelligent load detecting dimmer & 3 x 20AX 2 Way rocker switch	146x86mm	35mm Twin

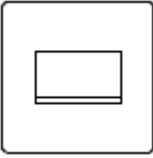
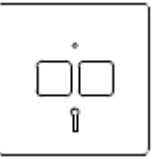


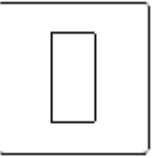
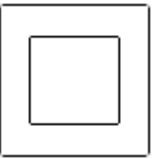
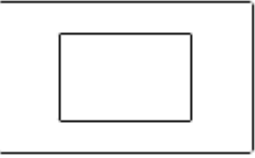

	460.1*	3 x 400W dimmer & 1 x 20AX 2 Way rocker switch	146x86mm	35mm Twin
		COMBINATION DIMMER/ROCKERS		
	501.1/T	1 x 200W/120VA Intelligent load detecting dimmer & 1x 20AX 2 Way toggle switch	86x86mm	35mm Single
	502.1	1 x 400W dimmer & 1 x 20AX 2 Way toggle switch	86x86mm	35mm Single
	515.1/T	1 x 200W/120VA Intelligent load detecting dimmer & 2 x 20AX 2 Way toggle switch	146x86mm	35mm Twin
	516.1	1 x 400W dimmer & 2 x 20AX 2 Way toggle switch	146x86mm	35mm Twin
	527.1/T	2 x 200W/120VA Intelligent load detecting dimmer & 1 x 20AX 2 Way toggle switch	146x86mm	35mm Twin
	528.1	2 x 400W dimmer & 1 x 20AX 2 Way toggle switch	146x86mm	35mm Twin
	543.1/TT	2 x 200W/120VA Intelligent load detecting dimmer & 2 x 20AX 2 Way toggle switch	146x86mm	35mm Twin

	544.1	2 x 400W dimmer & 2 x 20AX 2 Way toggle switch	146x86mm	35mm Twin
	551.1/TTT	3 x 200W/120VA Intelligent load detecting dimmer & 1 x 20AX 2 Way toggle switch	146x86mm	35mm Twin
	552.1	3 x 400W dimmer & 1 x 20AX 2 Way toggle switch	146x86mm	35mm Twin
	559.1/T	1 x 200W/120VA Intelligent load detecting dimmer & 3 x 20AX 2 Way toggle switch	146x86mm	35mm Twin
	560.1	1 x 400W dimmer & 3 x 20AX 2 Way toggle switch	146x86mm	35mm Twin
	*-Insert Colour B-Black W-White	SWITCHED SOCKET OUTLETS (Plastic switch Caps)		
	17.2*	2 Gang 13 Amp switched socket	146 x 86mm	35mmTwin
	78.2*	2 Gang 13 Amp USB Switched Socket (Laser Marked)	146 x 86mm	35mmTwin
	17.1*	1 Gang 13 Amp switched socket	86 x 86 mm	35mm Single
	78.1*	1 Gang 13 Amp USB Switched Socket (Laser Marked)	86 x 86 mm	35mm Single

	*-Insert Colour B-Black W-White	SWITCHED SOCKET OUTLETS (Metal switch Caps)		
	18.2*	2 Gang 13 Amp switched socket	146 x 86 mm	35mmTwin
	68.2*	2 Gang 13 Amp USB Switched Socket (Laser Marked)	146 x 86 mm	35mmTwin
	18.1*	1 Gang 13 Amp switched socket	86 x 86 mm	35mm Single
	68.1*	1 Gang 13 Amp USB Switched Socket (Laser Marked)	86 x 86 mm	35mm Single
	*-Insert Colour B-Black W-White	UNSWITCHED SOCKET OUTLETS		
	20.1*	1 Gang 5 Amp unswitched socket	86 x 86mm	35mm Single
	20.2*	2 Gang 5 Amp unswitched socket		
	17.1*/us	1 Gang 13 Amp unswitched socket	86 x 86mm	35mm Single
	17.2*/us	2 Gang 13 Amp unswitched socket	146 x 86mm	35mmTwin

	19.1*	1 Gang 2 Amp unswitched socket	86 x 86mm	35mm Single
	*-Insert Colour B-Black W-White	FUSED CONNECTION UNITS (Plastic Switch Caps)		
	86.1*	13 Amp switched fuse spur connection unit	86 x 86mm	35mm Single
	87.1*	13 Amp switched fuse spur connection unit C/W Neon	86 x 86mm	35mm Single
	88.1*	13 Amp switched fuse spur connection unit C/W Cord outlet	86 x 86mm	35mm Single
	89.1*	13 Amp switched fuse spur connection unit C/W Neon & Cord outlet	86 x 86mm	35mm Single
	*-Insert Colour B-Black W-White	FUSED CONNECTION UNITS (Metal Switch Caps)		
	26.1*	13 Amp switched fuse spur connection unit	86 x 86mm	35mm Single
	27.1*	13 Amp switched fuse spur connection unit C/W Neon	86 x 86mm	35mm Single
	28.1*	13 Amp switched fuse spur connection unit C/W Cord outlet	86 x 86mm	35mm Single

	29.1*	13 Amp switched fuse spur connection unit C/W Neon & Cord outlet	86 x 86mm	35mm Single
	*-Insert Colour B-Black W-White	FLEX OUTLETS		
	69.1*/2	Flex outlet plate (With terminals)	86 x 86mm	35mm Single
	*-Insert Colour B-Black W-White	COOKER SWITCHES		
	32.1*/SML	45 Amp cooker control switch	86 x 86mm	35mm Single
	32.1*/LGE	45 Amp cooker control switch large	86x146mm	35mm Twin
	33.1*/LGE	45 Amp cooker control switch large C/W neon	86x146mm	35mm Twin
	33.1*/SML	45 Amp cooker control switch C/W Neon	86 x 86mm	35mm Single
	30.1*	20 Amp DP with NEON	86x86mm	35mm Single

	*-Insert Colour B-Black W-White	FAN ISOLATOR		
	56.1*	Triple pole fan isolator switch	86 x 86mm	35mm Single
		SMART HOME INTEGRATION/ SECURITY		
	42.1	Panic button complete	86 x 86mm	35mm Single
	40.1	Sounder plate only	86 x 86mm	35mm Single
	41.1	Sounder complete	86 x 86mm	35mm Single
		EURO MODULE PLATES		
	EUR.1	1 Module euro plate 25 x 50mm aperture	86 x 86 mm	35mm Single
	EUR.2	2 Module euro plate 50 x 50mm aperture	86 x 86 mm	35mm Single
	EUR.3	3 Module euro plate 75 x 50mm aperture	146 x 86mm	35mm Twin
	EUR.4	4 Module euro plate 100 x 50mm aperture	146 x 86mm	35mm Twin

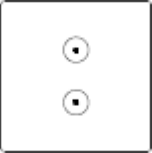
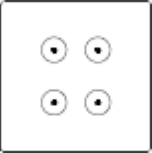
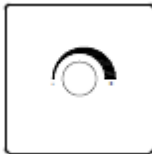


		SPEAKER SOCKETS		
	67.1	1 Gang speaker socket	86 x 86 mm	35mm Single
	67.2	2 Gang speaker socket	86 x 86 mm	35mm Single
		VOLUME CONTROL		
	13.1	1 Gang 8 ohm 15w volume control	86 x 86 mm	35mm Single
		BLANK PLATES		
	37.1	Single blank plate	86 x 86 mm	35mm Single
	37.2	Twin blank plate	146 x 86 mm	35mmTwin

Plate Care Instructions

Stainless Steel plates should only be cleaned with a soft, dry cloth.

Fitting of Products

Installation on wet plaster or paint should be avoided at all times. All electrical products must be fitted by a fully qualified electrician, failure to adhere to this will void any warranty on the products.

Bespoke Accessories

Focus SB can produce and manufacture bespoke accessories including combination plates and various multi gang plates to meet your exact requirements in this range please contact one of our product consultants for further details.

Interiors

Focus SB utilise various suppliers for the interiors which are supplied with their plates, predominantly used in this range are:

Power outlets and switching modules: Focus-SB LTD

Dimmer Modules: Aurora Projects (UK) LTD

All interiors in this range are designed to run on British Standard 240v current. Non-UK standard interiors are available upon specific request, please contact one of product consultants for further details.

Standards Conformance

All switches are designed and tested to BS EN 60669-1 and are suitable for UK metal flush boxes to BS4662. Boxes, plates and grids must be earthed and if fitted outside the UK permission/approval must be obtained by the local or national electricity supplier and/or approvals authority.

13 amp sockets conform to BS1363

5 amp & 2 amp sockets conform to BS546

All products are UKCA marked and comply with UK safety, EMC and environmental regulation where applicable.

All products are CE marked and comply with UK safety, EMC and environmental directives where applicable.

All products supplied by Focus SB in this range in compliance with The EU REACH Directive No 1907/2006 with respect to Substances/Chemical classified as SVHC

Warranty

Interiors: 12-month manufacturer warranty against product fault

Plates: 12-months manufacturer warranty against product fault

Contact Details

Focus SB Ltd
Napier Road
St Leonards on Sea
East Sussex
TN38 9NY
England

Tel: +44 (0)1424 858060

Fax: +44 (0)1424 853862

Email: sales@focus-sb.co.uk

Web: www.focus-sb.co.uk



FS691298