

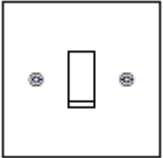
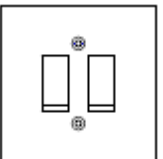
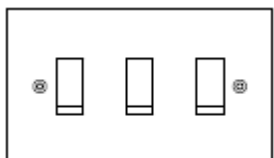
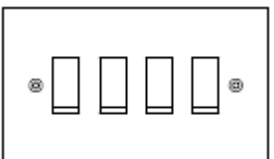
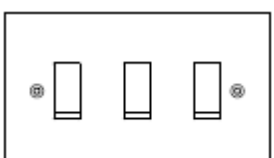
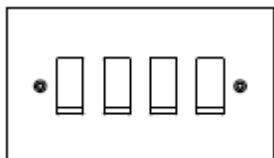
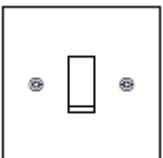
Horizon Square
Polished Brass
Data Sheet

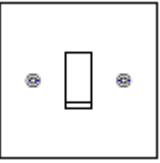
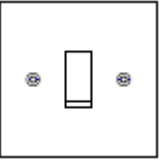
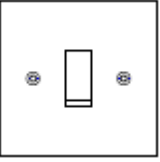
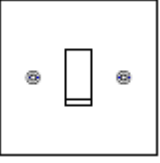
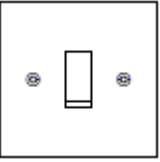
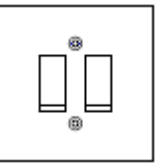
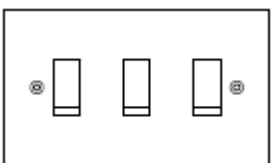
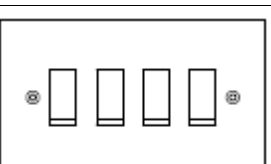


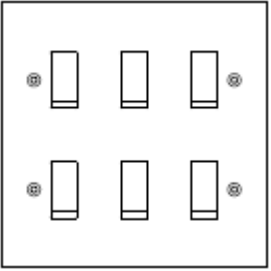

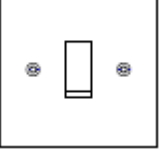
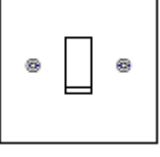
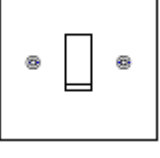
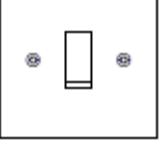
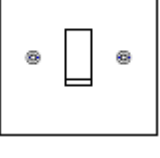

Specifications

| | |
|-----------------------------|---|
| Plate Material | CZ108 Brass |
| Finish Applied on Plate | Polished Brass Finish with Clear Electrophoretic Lacquer Protection |
| Single Plate Dimensions | 86mm x 86mm |
| Twin Plate Dimensions | 146mm x 86mm |
| Screw Type | Custom Allen Key (Standard 2mm Drive) |
| Plate Prefix | NHPB |
| Standard Insert Trim Colour | White or Black |
| Standard Rocker Finish | Polished Brass |






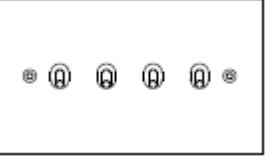

Standard Brochure Items







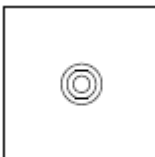
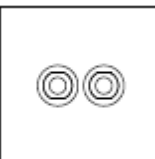
| | Product | Description | Plate Size | Wall box |
|---|--|---|------------|--------------|
| | *-Insert Colour B-Black W-White | ROCKER GRID SWITCHES (Plastic Switch Caps) | | |
|  | 10.1* | 1 Gang 20AX 2 Way rocker switch | 86x86mm | 35mm Single |
|  | 10.2* | 2 Gang 20AX 2 Way rocker switch | 86x86mm | 35mm Single |
|  | 10.3* | 3 Gang 20AX 2 Way rocker switch ang 20 Amp 2 Way rocker switch | 146x86mm | 35mm Twin |
|  | 10.4* | 4 Gang 20AX 2 Way rocker switch | 146x86mm | 35mm Twin |
|  | 10.6* | 6 Gang 20AX 2 Way rocker switch | 146x146mm | 133x133x40mm |
|  | 10.8* | 8 Gang 20AX 2 Way rocker switch | 146x146mm | 133x133x40mm |
|  | 10.1*/2 | 1 Gang 20AX double pole rocker switch | 86 x 86mm | 35mm Single |

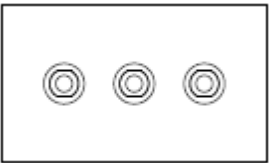
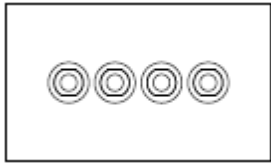
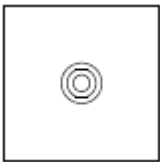
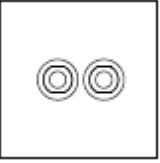
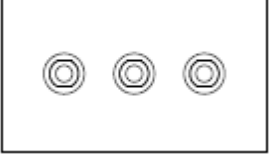


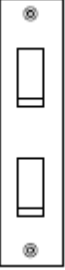
| | | | | |
|---|--|--|----------|-------------|
|  | 10.1*/3 | 1 Gang 20AX intermediate rocker switch | 86x86mm | 35mm Single |
|  | 10.1*/4 | 1 Gang 20AX 2 Way and off rocker switch | 86x86mm | 35mm Single |
|  | 10.1*/5 | 1 Gang 20 Amp retractive rocker switch | 86x86mm | 35mm Single |
|  | 10.1*/7 | 1 Gang 20 Amp 2 Way and off retractive rocker switch | 86x86mm | 35mm Single |
| | *-Insert Colour B-Black W-White | ROCKER GRID SWITCHES (Metal Switch Caps) | | |
|  | 11.1* | 1 Gang 20AX 2 Way rocker switch | 86x86mm | 35mm Single |
|  | 11.2* | 2 Gang 20AX 2 Way rocker switch | 86x86mm | 35mm Single |
|  | 11.3* | 3 Gang 20AX 2 Way rocker switch | 146x86mm | 35mm Twin |
|  | 11.4* | 4 Gang 20AX 2 Way rocker switch | 146x86mm | 35mm Twin |


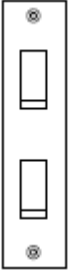


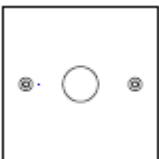
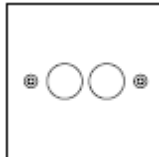
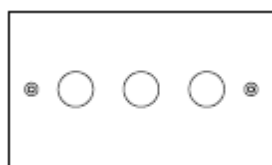
| | | | | |
|---|---------|--|-----------|--------------|
|  | 11.6* | 6 Gang 20AX 2 Way rocker switch | 146x146mm | 133x133x40mm |
|  | 11.8* | 8 Gang 20AX 2 Way rocker switch | 146x146mm | 133x133x40mm |
|  | 11.1*/2 | 1 Gang 20AX double pole rocker switch | 86x86mm | 35mm Single |
|  | 11.1*/3 | 1 Gang 20AX intermediate rocker switch | 86x86mm | 35mm Single |
|  | 11.1*/4 | 1 Gang 20AX 2 Way and off rocker switch | 86x86mm | 35mm Single |
|  | 11.1*/5 | 1 Gang 20 Amp retractive rocker switch | 86x86mm | 35mm Single |
|  | 11.1*/7 | 1 Gang 20 Amp 2 Way and off retractive rocker switch | 86x86mm | 35mm Single |
| | | TOGGLE SWITCHES | | |
|  | 14.1 | 1 Gang 20AX 2 Way toggle switch | 86x86mm | 35mm Single |

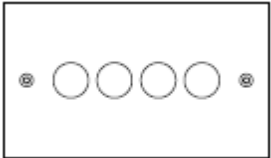
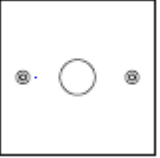
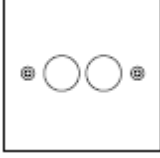
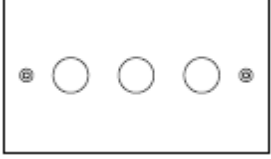
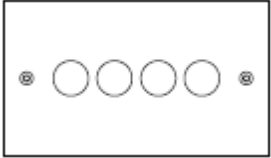
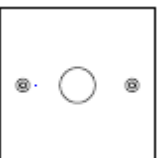
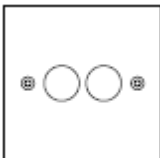
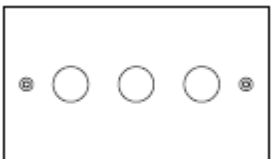
| | | | | |
|---|--------|---|-----------|--------------|
|  | 14.2 | 2 Gang 20AX 2 Way toggle switch | 86x86mm | 35mm Single |
|  | 14.3 | 3 Gang 20AX 2 Way toggle switch | 146x86mm | 35mm Twin |
|  | 14.4 | 4 Gang 20AX 2 Way toggle switch | 146x86mm | 35mm Twin |
|  | 14.6 | 6 Gang 20AX 2 Way toggle switch | 146x146mm | 133x133x40mm |
|  | 14.8 | 8 Gang 20AX 2 Way toggle switch | 146x146mm | 133x133x40mm |
|  | 14.1/2 | 1 Gang 20AX double pole toggle switch | 86x86mm | 35mm Single |
|  | 14.1/3 | 1 Gang 20AX intermediate toggle switch | 86x86mm | 35mm Single |
|  | 14.1/4 | 1 Gang 20AX 2 Way and off toggle switch | 86x86mm | 35mm Single |

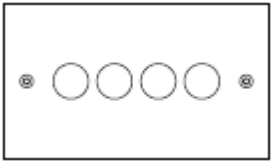

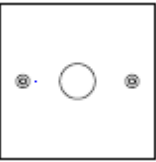
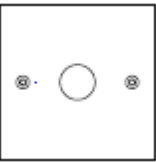
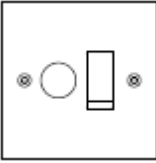
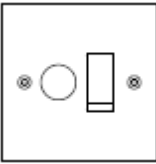
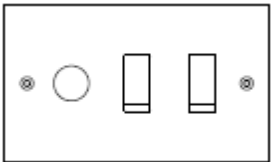
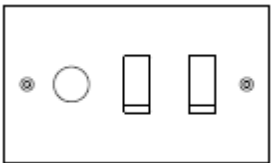
| | | | | |
|---|--------|--|---------|-------------|
|  | 14.1/5 | 1 Gang 20 Amp retractive toggle switch | 86x86mm | 35mm Single |
|  | 14.1/7 | 1 Gang 20 Amp 2 Way and off retractive toggle switch | 86x86mm | 35mm Single |
| | | CONTEMPORARY TOGGLE SWITCHES | | |
|  | 64.1 | 1 Gang 20AX 2 Way contemporary toggle switch | | |
|  | 64.2 | 2 Gang 20AX 2 Way contemporary toggle switch | | |
|  | 64.3 | 3 Gang 20AX 2 Way contemporary toggle switch | | |
|  | 64.4 | 4 Gang 20AX 2 Way contemporary toggle switch | | |
|  | 64.6 | 6 Gang 20AX 2 Way contemporary toggle switch | | |

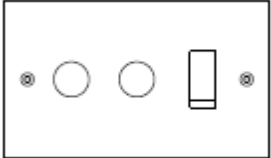
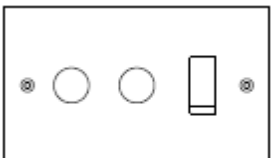
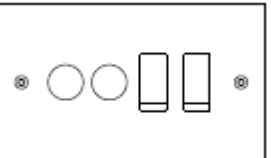
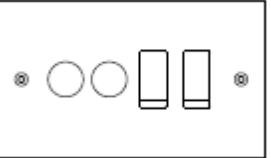
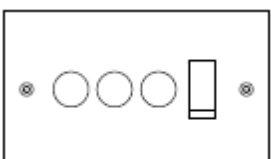
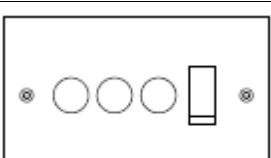
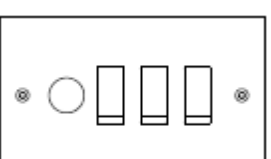
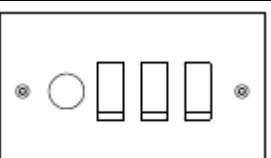
| | | | | |
|---|---------|---|---------|-------------|
|  | 64.8 | 8 Gang 20AX 2 Way contemporary toggle switch | | |
|  | 64.1/2 | 1 Gang 20AX Double Pole contemporary toggle switch | | |
|  | 64.1/3 | 1 Gang 20AX Intermediate contemporary toggle switch | | |
|  | 64.1/4 | 1 Gang 20AX 2 Way & Off contemporary toggle switch | | |
|  | 64.1/5 | 1 Gang 20 Amp Retractive contemporary toggle switch | | |
|  | 64.1/7 | 1 Gang 20 Amp 2 way & Off Retractive contemporary toggle switch | | |
| | | PUSH BUTTONS | | |
|  | 14.1/8 | 1 Gang 6AX 2 Way latching push button. | 86x86mm | 35mm Single |
|  | 14.2/88 | 2 Gang 6AX 2 Way latching push button. | 86x86mm | 35mm Single |

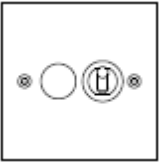
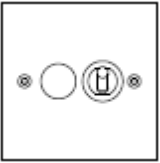
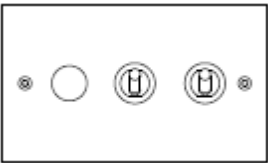
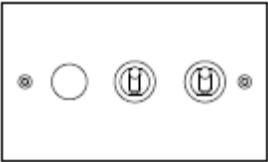
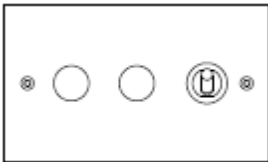

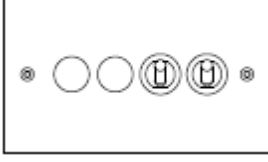
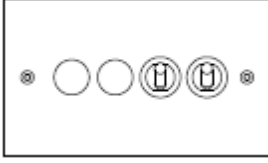
| | | | | |
|---|--|--|----------|-------------|
|  | 14.3/888 | 3 Gang 6AX 2 Way latching push button. | 146x86mm | 35mm Twin |
|  | 14.4/8888 | 4 Gang 6AX 2 Way latching push button. | 146x86mm | 35mm Twin |
|  | 14.1/9 | 1 Gang 6Amp Retractive push button | 86x86mm | 35mm Single |
|  | 14.2/99 | 2 Gang 6Amp Retractive push button | 86x86mm | 35mm Single |
|  | 14.3/999 | 3 Gang 6Amp Retractive push button | 146x86mm | 35mm Twin |
|  | 14.4/9999 | 4 Gang 6Amp Retractive push button | 146x86mm | 35mm Twin |
| | *-Insert Colour B-Black W-White | ARCHITRAVE SWITCHES (Plastic Switch Caps) | | |
|  | 15.1* | 1 Gang architrave 20AX 2 Way rocker switch | 35x86mm | 1715/ZN |
|  | 15.2* | 2 Gang architrave 20AX 2 Way rocker switch | 35x146mm | 1716/ZN |

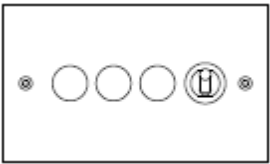
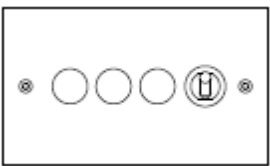


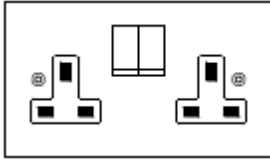
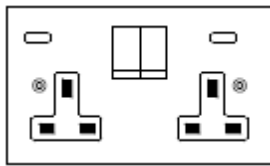
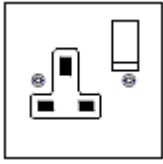
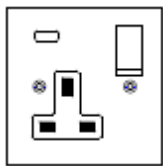
| | | | | |
|---|--|---|----------|-------------|
| | *-Insert Colour B-Black W-White | ARCHITRAVE SWITCHES (Metal Switch Caps) | | |
|  | 16.1* | 1 Gang architrave 20AX 2 Way rocker switch | 35x86mm | 1715/ZN |
|  | 16.2* | 2 Gang architrave 20AX 2 Way rocker switch | 35x146mm | 1716/ZN |
|  | 44.1 | 1 Gang architrave 20AX 2 Way toggle switch | 35x86mm | 1715/ZN |
|  | 44.2 | 2 Gang architrave 20AX 2 Way toggle switch | 35x86mm | 1716/ZN |
| | | INTELLIGENT ROTARY DIMMERS | | |
|  | 21.1/T | 1 Gang 200W/120VA Intelligent load detecting dimmer | 86x86mm | 35mm Single |
|  | 21.2/TT | 2 Gang 200W/120VA Intelligent load detecting dimmer | 86x86mm | 35mm Single |
|  | 21.3/TTT | 3 Gang 200W/120VA Intelligent load detecting dimmer | 146x86mm | 35mm Twin |

| | | | | |
|---|-----------|---|----------|-------------|
|  | 21.4/TTTT | 4 Gang 200W/120VA Intelligent load detecting dimmer | 146x86mm | 35mm Twin |
| | | ROTARY DIMMERS | | |
|  | 21.1 | 1 Gang 250w 2 Way dimmer (mains & low voltage) | 86x86mm | 35mm Single |
|  | 21.2 | 2 Gang 250w 2 Way dimmer (mains & low voltage) | 86x86mm | 35mm Single |
|  | 21.3 | 3 Gang 250w 2 Way dimmer (mains & low voltage) | 146x86mm | 35mm Twin |
|  | 21.4 | 4 Gang 250w 2 Way dimmer (mains & low voltage) | 146x86mm | 35mm Twin |
|  | 22.1 | 1 Gang 400w 2 Way dimmer (mains & low voltage) | 86x86mm | 35mm Single |
|  | 22.2 | 2 Gang 400w 2 Way dimmer (mains & low voltage) | 86x86mm | 35mm Single |
|  | 22.3 | 3 Gang 400w 2 Way dimmer (mains & low voltage) | 146x86mm | 35mm Twin |

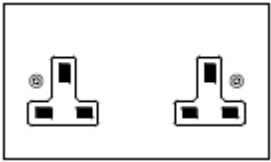

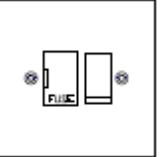
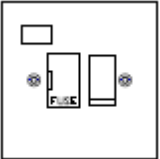
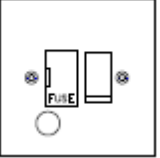

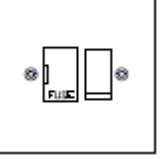
| | | | | |
|---|--|---|----------|-------------|
|  | 22.4 | 4 Gang 400w 2 Way dimmer (mains & low voltage) | 146x86mm | 35mm Twin |
|  | 21.1/6 | 1 Gang 0-10V Dimmer | 86x86mm | 35mm Single |
|  | 21.1/7 | 1 Gang Intermediate on/off | 86x86mm | 35mm Single |
|  | 21.1/1 | 1 Gang 2 Way push on/off | 86x86mm | 35mm Single |
| | *-Insert Colour B-Black W-White | COMBINATION DIMMER/ROCKERS | | |
|  | 401.1*/T | 1 x 200W/120VA Intelligent load detecting dimmer & 1 x 20 Amp 2 Way rocker switch | 86x86mm | 35mm Single |
|  | 402.1* | 1 x 400W dimmer & 1x 20AX 2 Way rocker switch | 86x86mm | 35mm Single |
|  | 415.1*/T | 1 x 200W/120VA Intelligent load detecting dimmer & 2 x 20AX 2 Way rocker switch | 146x86mm | 35mm Twin |
|  | 416.1* | 1 x 400W dimmer & 2 x 20AX 2 Way rocker switch | 146x86mm | 35mm Twin |


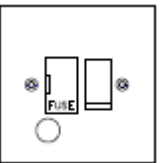
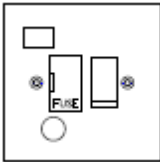
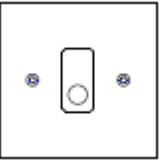
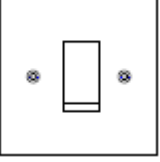
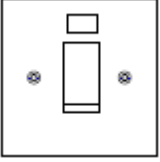

| | | | | |
|---|------------|---|----------|-----------|
|  | 427.1*/TT | 2 x 200W/120VA Intelligent load detecting dimmer & 1 x 20AX 2 Way rocker switch | 146x86mm | 35mm Twin |
|  | 428.1* | 2 x 400W Dimmer & 1 x 20AX 2 Way rocker switch | 146x86mm | 35mm Twin |
|  | 443.1*/TT | 2 x 200W/120VA Intelligent load detecting dimmer & 2 x 20AX 2 Way rocker switch | 146x86mm | 35mm Twin |
|  | 444.1* | 2 x 400W dimmer & 2 x 20AX 2 Way rocker switch | 146x86mm | 35mm Twin |
|  | 451.1*/TTT | 3 x 200W/120VA Intelligent load detecting dimmer & 1 x 20AX 2 Way rocker switch | 146x86mm | 35mm Twin |
|  | 452.1* | 3 x 400W dimmer & 1 x 20AX 2 Way rocker switch | 146x86mm | 35mm Twin |
|  | 459.1*/T | 1 x 200W/120VA Intelligent load detecting dimmer & 3 x 20AX 2 Way rocker switch | 146x86mm | 35mm Twin |
|  | 460.1* | 3 x 400W dimmer & 1 x 20AX 2 Way rocker switch | 146x86mm | 35mm Twin |
| | | | | |


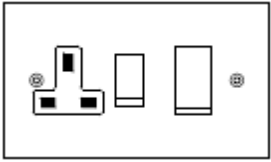
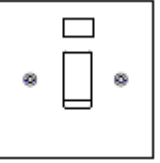
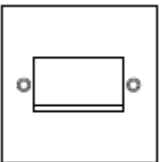
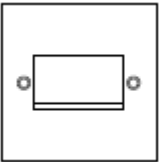


| | | COMBINATION DIMMER/TOGGLES | | |
|---|----------|---|----------|-------------|
|  | 501.1/T | 1 x 200W/120VA Intelligent load detecting dimmer & 1x 20AX 2 Way toggle switch | 86x86mm | 35mm Single |
|  | 502.1 | 1 x 400W dimmer & 1 x 20AX 2 Way toggle switch | 86x86mm | 35mm Single |
|  | 515.1/T | 1 x 200W/120VA Intelligent load detecting dimmer & 2 x 20AX 2 Way toggle switch | 146x86mm | 35mm Twin |
|  | 516.1 | 1 x 400W dimmer & 2 x 20AX 2 Way toggle switch | 146x86mm | 35mm Twin |
|  | 527.1/T | 2 x 200W/120VA Intelligent load detecting dimmer & 1 x 20AX 2 Way toggle switch | 146x86mm | 35mm Twin |
|  | 528.1 | 2 x 400W dimmer & 1 x 20AX 2 Way toggle switch | 146x86mm | 35mm Twin |
|  | 543.1/TT | 2 x 200W/120VA Intelligent load detecting dimmer & 2 x 20AX 2 Way toggle switch | 146x86mm | 35mm Twin |
|  | 544.1 | 2 x 400W dimmer & 2 x 20AX 2 Way toggle switch | 146x86mm | 35mm Twin |


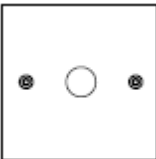
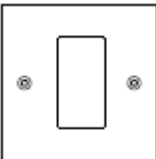
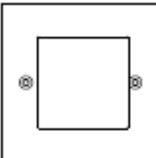
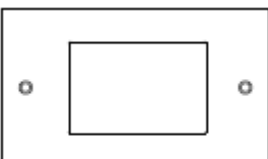

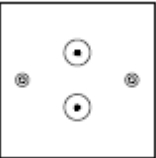
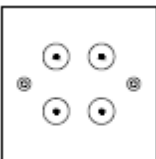
| | | | | |
|---|--|---|----------|--|
|  | 551.1/TTT | 3 x 200W/120VA Intelligent load detecting dimmer & 1 x 20AX 2 Way toggle switch | 146x86mm | 35mm Twin |
|  | 552.1 | 3 x 400W dimmer & 1 x 20AX 2 Way toggle switch | 146x86mm | 35mm Twin |
|  | 559.1/T | 1 x 200W/120VA Intelligent load detecting dimmer & 3 x 20AX 2 Way toggle switch | 146x86mm | 35mm Twin |
|  | 560.1 | 1 x 400W dimmer & 3 x 20AX 2 Way toggle switch | 146x86mm | 35mm Twin |
| | *-Insert Colour B-Black W-White | SWITCHED SOCKET OUTLETS (Plastic Switch Caps) | | |
|  | 17.2* | 2 Gang 13 Amp Switched Socket | 146x86mm | 35mm twin |
|  | 78.2* | 2 Gang 13 Amp USB Switched Socket (Laser Marked) | 146x86mm | Minimum 35mm deep twin box depending on knockout position & cable entry point |
|  | 17.1* | 1 Gang 13 Amp switched socket | 86x86mm | 35mm Single |
|  | 78.1* | 1 Gang 13 Amp USB Switched Socket (Laser Marked) | 86x86mm | Minimum 35mm deep single box depending on knockout position & cable entry point |

| | | | | |
|---|--|--|----------|--|
| | *-Insert Colour B-Black W-White | SWITCHED SOCKET OUTLETS (Metal Switch Caps) | | |
|  | 18.2* | 2 Gang 13 Amp Switched Socket | 146x86mm | 35mmTwin |
|  | 68.2* | 2 Gang 13 Amp USB Switched Socket (Laser Marked) | 146x86mm | Minimum 35mm deep twin box depending on knockout position & cable entry point |
|  | 18.1* | 1 Gang 13 Amp Switched Socket | 86x86mm | 35mm Single |
|  | 68.1* | 1 Gang 13 Amp USB Switched Socket (Laser Marked) | 86x86mm | Minimum 35mm deep single box depending on knockout position & cable entry point |
| | *-Insert Colour B-Black W-White | UNSWITCHED SOCKET OUTLETS | | |
|  | 19.1* | 1 Gang 2 Amp | 86x86mm | 35mm Single |
|  | 20.1* | 1 Gang 5 Amp | 86x86mm | 35mm Single |
|  | 20.2* | 2 Gang 5 Amp | 146x86mm | 35mmTwin |
|  | 17.1*/US | 1 Gang 13 Amp | 86x86mm | 35mm Single |

| | | | | |
|---|--|--|----------|---|
|  | 17.2*/US | 2 Gang 13 Amp | 146x86mm | 35mmTwin |
|  | 36.1* | Shaver socket outlet 110/240 Voltage | 86x146mm | 47mm Twin box set back 5mm to allow fit of insert |
| | *-Insert Colour B-Black W-White | FUSED CONNECTION UNITS (Plastic Switches) | | |
|  | 86.1* | 13 Amp switched fuse spur | 86x86mm | 35mm Single |
|  | 87.1* | 13 Amp switched fuse neon spur | 86x86mm | 35mm Single |
|  | 88.1* | 13 Amp switched fuse cord spur | 86x86mm | 35mm Single |
|  | 89.1* | 13 Amp switched fuse neon cord spur | 86x86mm | 35mm Single |
| | *-Insert Colour B-Black W-White | FUSED CONNECTION UNITS (Metal Switches) | | |
|  | 26.1* | 13 Amp switched fuse spur | 86x86mm | 35mm Single |

| | | | | |
|---|--|---|----------|--------------|
|  | 27.1* | 13 Amp switched fuse neon spur | 86x86mm | 35mm Single |
|  | 28.1* | 13 Amp switched fuse cord spur | 86x86mm | 35mm Single |
|  | 29.1* | 13 Amp switched fuse neon cord spur | 86x86mm | 35mm Single |
| | *-Insert Colour B-Black W-White | FLEX OUTLETS | | |
|  | 69.1* | Flex outlet plate (with terminals) | 86x86mm | 35mm Single |
| | *-Insert Colour B-Black W-White | COOKER SWITCHES | | |
|  | 32.1*/SML | 45 Amp cooker control switch small | 86x86mm | 35mm Single |
|  | 33.1*/SML | 45 Amp cooker control switch small C/W neon | 86x86mm | 35 mm Single |
|  | 32.1*/LGE | 45 Amp cooker control switch large | 86x146mm | 35mm Twin |

| | | | | |
|---|-----------|--|----------|--------------|
|  | 33.1*/LGE | 45 Amp cooker control switch large C/W neon | 86x146mm | 35mm Twin |
|  | 34.1* | 45 Amp cooker switch with single 13a switched socket | 146x86mm | 35mm Twin |
|  | 30.1* | 20AX DP switch with neon | 86x86mm | 35 mm Single |
| | | FAN SWITCH (PLASTIC CAP) | | |
|  | 56.1* | Triple pole fan isolator switch 10Amp | 86x86mm | 35 mm Single |
| | | FAN SWITCH (METAL CAP) | | |
|  | 96.1 | Triple pole fan isolator switch 10Amp | 86x86mm | 35 mm Single |
| | | SMART HOME INTEGRATION/ SECURITY | | |
|  | 42.1 | Panic button complete | 86x86mm | 35 mm Single |
|  | 40.1 | Sounder plate only | 86x86mm | 35 mm Single |

| | | | | |
|---|-------|--|----------|--------------|
|  | 41.1 | Sounder complete | 86x86mm | 35 mm Single |
|  | 39.1 | Temperature sensor plate with 16.5mm diameter hole | 86x86mm | 35mm Single |
| | | EURO MODULE PLATES | | |
|  | EUR.1 | 1 Module euro plate 25 x 50mm aperture | 86x86mm | 35mm Single |
|  | EUR.2 | 2 Module euro plate 50 x 50mm aperture | 86x86mm | 35mm Single |
|  | EUR.3 | 3 Module euro plate 75 x 50mm aperture | 146x86mm | 35mm Twin |
|  | EUR.4 | 4 Module euro plate 100 x 50mm aperture | 146x86mm | 35mm Twin |
| | | SPEAKER SOCKETS | | |
|  | 67.1 | 1 Gang speaker socket | 86x86mm | 35mm Single |
|  | 67.2 | 2 Gang speaker socket | 86x86mm | 35mm Single |


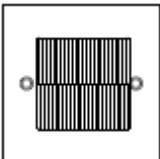



| | | | | |
|---|----------|------------------------------------|---------------|-------------|
| | | VOLUME CONTROL | | |
|  | 13.1 | 1 gang 8 Ohm 15w volume control | 86x86mm | 35mm Single |
| | | BRUSH PLATES | | |
|  | BRUSH.1* | Brush plate 50 x 50mm brush | 86 x 86mm | 35mm Single |
|  | BRUSH.2* | Brush plate 100 x 50mm brush | 146 x 86mm | 35mm Twin |
| | | BLANK PLATES | | |
|  | 37.1 | Single blank plate | 86 x 86mm | 35mm Single |
|  | 37.2 | Twin blank plate | 146 x 86mm | 35mmTwin |

Plate Care Instructions

This finish is protected by a Clear Electrophoretic Lacquer. These plates must only be cleaned with a wax-based polish applied with a soft, dry cloth. Under no circumstances should abrasive/solvent polishes or paint removing solvents/treatments be used. Under most conditions the electrophoretic finish guarantees full protection.

Bespoke Accessories

Focus SB can produce and manufacture bespoke accessories including combination plates and various multi gang plates to meet your exact requirements in this range please contact one of our product consultants for further details.

Fitting of Products

Installation on wet plaster or paint should be avoided at all times. All electrical products must be fitted by a fully qualified electrician, failure to adhere to this will void any warranty on the products.

Interiors

Focus SB utilise various suppliers for the interiors which are supplied with their plates, predominantly used in this range are:

Power outlets and switching modules: Focus SB LTD

Dimmer Modules: Aurora Projects (UK) LTD

All interiors in this range are designed to run on British Standard 240v current. Non-UK standard interiors are available upon specific request, please contact one of product consultants for further details.

Standards Conformance

All switches are designed and tested to BS EN 60669-1 and are suitable for UK metal flush boxes to BS4662. Boxes, plates and grids must be earthed and if fitted outside the UK permission/approval must be obtained by the local or national electricity supplier and/or approvals authority.

13 amp sockets conform to BS1363

5 amp & 2 amp sockets conform to BS546

All products are UKCA marked and comply with UK safety, EMC and environmental regulation where applicable.

All products are CE marked and comply with UK safety, EMC and environmental directives where applicable.

All products supplied by Focus SB in this range in compliance with The EU REACH Directive No 1907/2006 with respect to Substances/Chemical classified as SVHC

Warranty

Interiors: 5-year manufacturer warranty against product fault
Plates: 12-month manufacturer warranty against product fault

Contact Details

Focus SB Ltd
Napier Road
St Leonards on Sea
East Sussex
TN38 9NY
England

Tel: +44 (0)1424 858060
Fax: +44 (0)1424 853862
Email: sales@focus-sb.co.uk
Web: www.focus-sb.co.uk



FS691298