

focus sb

ELECTRICAL ACCESSORIES

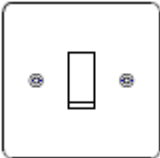
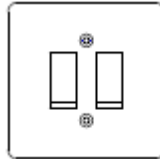
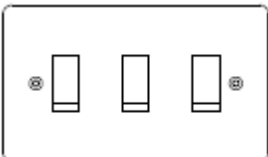
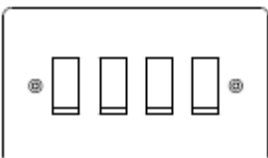
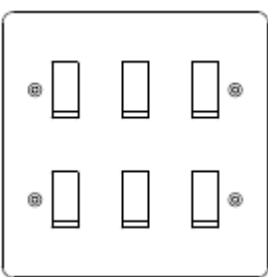
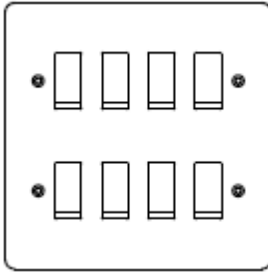
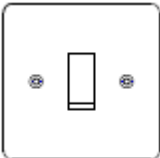
Horizon Classic
Satin Chrome
Data Sheet

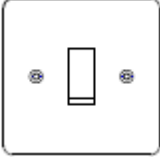
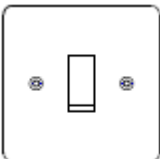
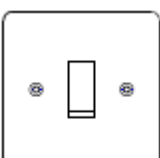
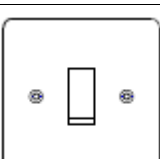
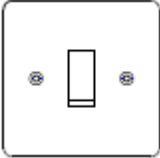
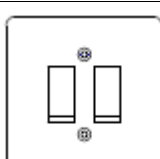
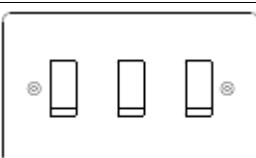
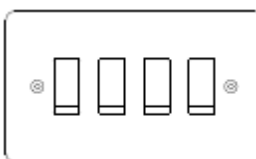


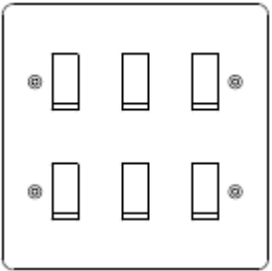

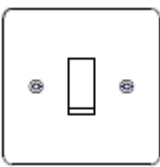
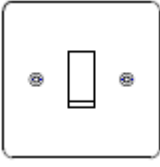
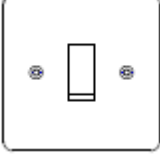

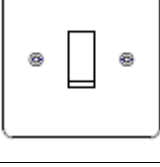
Specifications

Plate Material	CZ108 Brass
Finish Applied on Plate	Satin Chrome Plated
Single Plate Dimensions	86mm x 86mm
Twin Plate Dimensions	146mm x 86mm
Screw Type	Custom Allen Key (Standard 2mm Drive)
Plate Prefix	HSC
Standard Insert Trim Colour	White or Black
Standard Rocker Finish	Satin Chrome

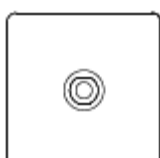
Standard Brochure Items

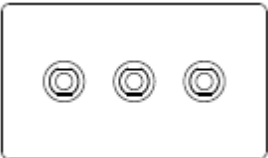


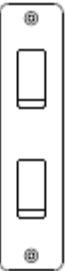
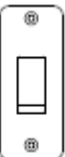

	Product	Description	Plate Size	Wall box
	*-Insert Colour B-Black W-White	ROCKER GRID SWITCHES (Plastic Switch Caps)		
	10.1*	1 Gang 20AX 2 Way rocker switch	86x86mm	35mm Single
	10.2*	2 Gang 20AX 2 Way rocker switch	86x86mm	35mm Single
	10.3*	3 Gang 20AX 2 Way rocker switch	146x86mm	35mm Twin
	10.4*	4 Gang 20AX 2 Way rocker switch	146x86mm	35mm Twin
	10.6*	6 Gang 20AX 2 Way rocker switch	146x146mm	133x133x40mm
	10.8*	8 Gang 20AX 2 Way rocker switch	146x146mm	133x133x40mm
	10.1*/2	1 Gang 20AX double pole rocker switch	86 x 86mm	35mm Single



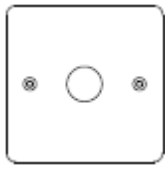
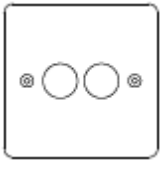

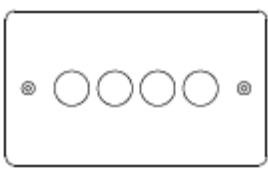
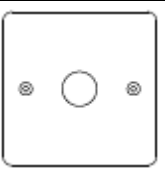
	10.1*/3	1 Gang 20AX intermediate rocker switch	86x86mm	35mm Single
	10.1*/4	1 Gang 20AX 2 Way and off rocker switch	86x86mm	35mm Single
	10.1*/5	1 Gang 20Amp retractive rocker switch	86x86mm	35mm Single
	10.1*/7	1 Gang 20Amp 2 Way and off retractive rocker switch	86x86mm	35mm Single
	*-Insert Colour B-Black W-White	ROCKER GRID SWITCHES (Metal Switch Caps)		
	11.1*	1 Gang 20AX 2 Way rocker switch	86x86mm	35mm Single
	11.2*	2 Gang 20AX 2 Way rocker switch	86x86mm	35mm Single
	11.3*	3 Gang 20AX 2 Way rocker switch	146x86mm	35mm Twin
	11.4*	4 Gang 20AX 2 Way rocker switch	146x86mm	35mm Twin


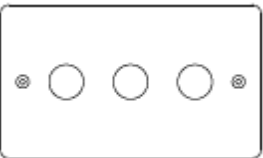
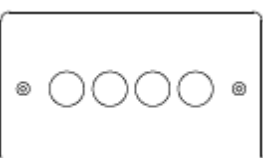
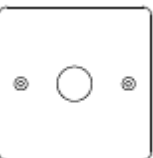
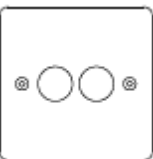
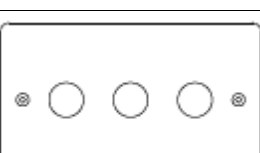
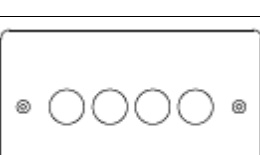
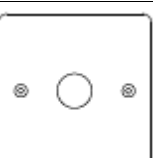
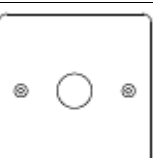
	11.6*	6 Gang 20AX 2 Way rocker switch	146x146mm	133x133x40mm
	11.8*	8 Gang 20AX 2 Way rocker switch	146x146mm	133x133x40mm
	11.1*/2	1 Gang 20AX double pole rocker switch	86x86mm	35mm Single
	11.1*/3	1 Gang 20AX intermediate rocker switch	86x86mm	35mm Single
	11.1*/4	1 Gang 20AX 2 Way and off rocker switch	86x86mm	35mm Single
	11.1*/5	1 Gang 20Amp retractive rocker switch	86x86mm	35mm Single
	11.1*/7	1 Gang 20Amp 2 Way and off retractive rocker switch	86x86mm	35mm Single

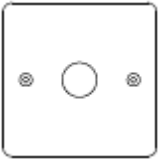
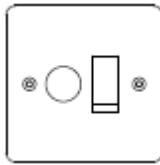
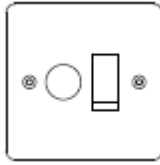
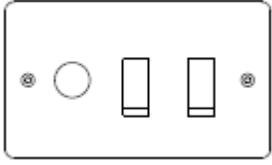
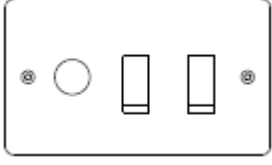
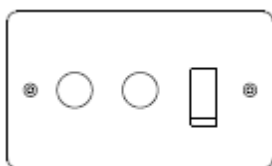
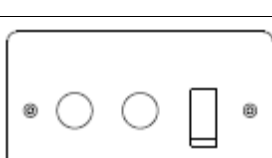

		DOLLY GRID SWITCHES		
	14.1	1 Gang 20AX 2 Way toggle switch	86x86mm	35mm Single
	14.2	2 Gang 20AX 2 Way toggle switch	86x86mm	35mm Single
	14.3	3 Gang 20AX 2 Way toggle switch	146x86mm	35mm Twin
	14.4	4 Gang 20AX 2 Way toggle switch	146x86mm	35mm Twin
	14.6	6 Gang 20AX 2 Way toggle switch	146x146mm	133x133x40mm
	14.8	8 Gang 20AX 2 Way toggle switch	146x146mm	133x133x40mm
	14.1/2	1 Gang 20AX double pole toggle switch	86x86mm	35mm Single
	14.1/3	1 Gang 20AX intermediate toggle switch	86x86mm	35mm Single

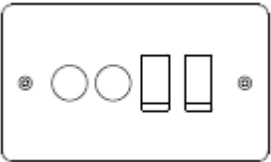
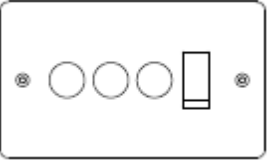
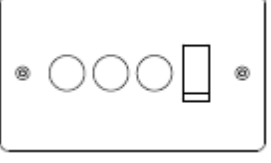
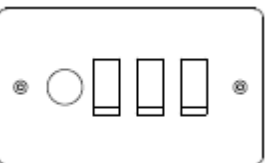
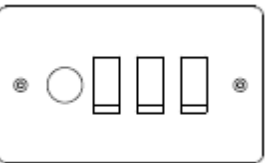

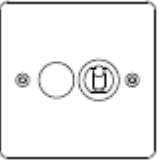
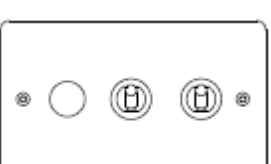
	14.1/4	1 Gang 20AX 2 Way and off toggle switch	86x86mm	35mm Single
	14.1/5	1 Gang 20Amp retractive toggle switch	86x86mm	35mm Single
	14.1/7	1 Gang 20Amp 2 Way and off retractive toggle switch	86x86mm	35mm Single
		PUSH BUTTONS		
	14.1/8	1 Gang 6AX 2 Way latching push button.	86x86mm	35mm Single
	14.2/88	2 Gang 6AX 2 Way latching push button.	86x86mm	35mm Single
	14.3/888	3 Gang 6AX 2 Way latching push button.	146x86mm	35mm Twin
	14.4/8888	4 Gang 6AX 2 Way latching push button.	146x86mm	35mm Twin
	14.1/9	1 Gang 6Amp Retractive push button	86x86mm	35mm Single
	14.2/99	2 Gang 6Amp Retractive push button	86x86mm	35mm Single

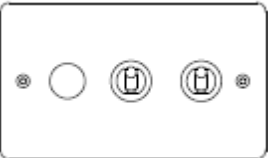

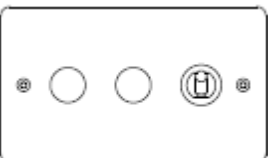
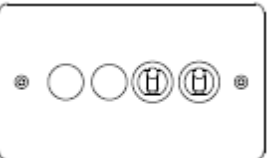
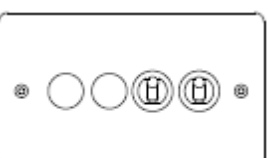
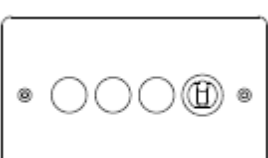
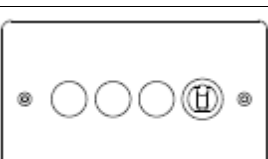
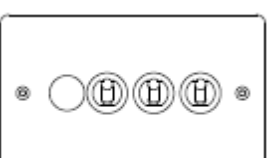
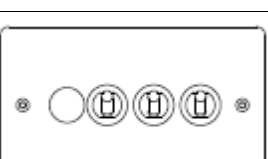
	14.3/999	3 Gang 6Amp Retractive push button	146x86mm	35mm Twin
	14.4/9999	4 Gang 6Amp Retractive push button	146x86mm	35mm Twin
	*-Insert Colour B-Black W-White	ARCHITRAVE SWITCHES (Plastic Switch Caps)		
	15.1*	1 Gang architrave 20AX 2 Way rocker switch	35x86mm	1715/ZN
	15.2*	2 Gang architrave 20AX 2 Way rocker switch	35x146mm	1716/ZN
	*-Insert Colour B-Black W-White	ARCHITRAVE SWITCHES (Metal Switch Caps)		
	16.1*	1 Gang architrave 20AX 2 Way rocker switch	35x86mm	1715/ZN
	16.2*	2 Gang architrave 20AX 2 Way rocker switch	35x146mm	1716/ZN

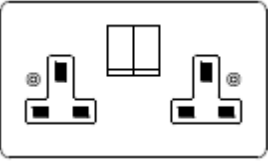
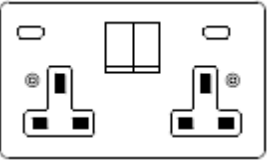
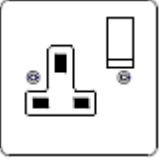

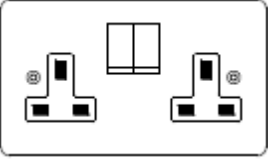
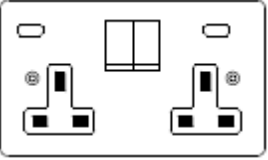
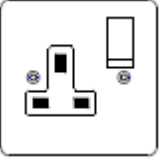
	44.1	1 Gang architrave 20AX 2 Way toggle switch	35x86mm	1715/ZN
	44.2	2 Gang architrave 20AX 2 Way toggle switch	35x86mm	1716/ZN
		INTELLIGENT ROTARY DIMMERS		
	21.1/T	1 Gang 200W/120VA Intelligent load detecting dimmer	86x86mm	35mm Single
	21.2/TT	2 Gang 200W/120VA Intelligent load detecting dimmer	86x86mm	35mm Single
	21.3/TTT	3 Gang 200W/120VA Intelligent load detecting dimmer	146x86mm	35mm Twin
	21.4/TTTT	4 Gang 200W/120VA Intelligent load detecting dimmer	146x86mm	35mm Twin
		ROTARY DIMMERS		
	21.1	1 Gang 250w 2 Way dimmer (mains & low voltage)	86x86mm	35mm Single

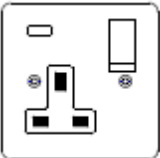
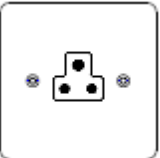
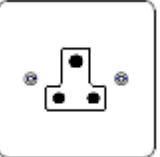
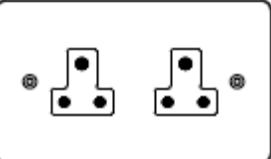
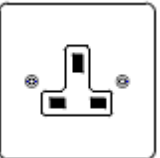
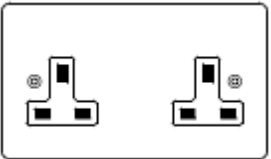

	21.2	2 Gang 250w 2 Way dimmer (mains & low voltage)	86x86mm	35mm Single
	21.3	3 Gang 250w 2 Way dimmer (mains & low voltage)	146x86mm	35mm Twin
	21.4	4 Gang 250w 2 Way dimmer (mains & low voltage)	146x86mm	35mm Twin
	22.1	1 Gang 400w 2 Way dimmer (mains & low voltage)	86x86mm	35mm Single
	22.2	2 Gang 400w 2 Way dimmer (mains & low voltage)	86x86mm	35mm Single
	22.3	3 Gang 400w 2 Way dimmer (mains & low voltage)	146x86mm	35mm Twin
	22.4	4 Gang 400w 2 Way dimmer (mains & low voltage)	146x86mm	35mm Twin
	21.1/6	1 Gang 0-10V Dimmer	86x86mm	35mm Single
	21.1/7	1 Gang Intermediate on/off	86x86mm	35mm Single


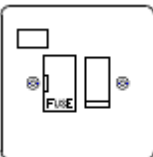
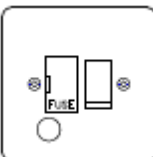
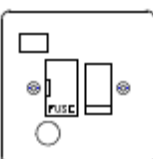

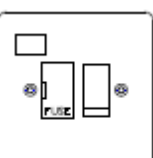
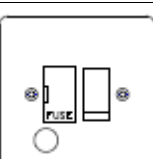
	21.1/1	1 Gang 2 Way push on/off	86x86mm	35mm Single
	*-Insert Colour B-Black W-White	COMBINATION DIMMER/ROCKERS		
	401.1*/T	1 x 200W/120VA Intelligent load detecting dimmer & 1 x 20AX 2 Way rocker switch	86x86mm	35mm Single
	402.1*	1 x 400W dimmer & 1x 20AX 2 Way rocker switch	86x86mm	35mm Single
	415.1*/T	1 x 200W/120VA Intelligent load detecting dimmer & 2 x 20AX 2 Way rocker switch	146x86mm	35mm Twin
	416.1*	1 x 400W dimmer & 2 x 20AX 2 Way rocker switch	146x86mm	35mm Twin
	427.1*/TT	2 x 200W/120VA Intelligent load detecting dimmer & 1 x 20AX 2 Way rocker switch	146x86mm	35mm Twin
	428.1*	2 x 400W Dimmer & 1 x 20AX 2 Way rocker switch	146x86mm	35mm Twin
	443.1*/TT	2 x 200W/120VA Intelligent load detecting dimmer & 2 x 20AX 2 Way rocker switch	146x86mm	35mm Twin

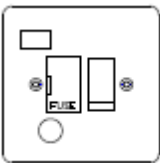
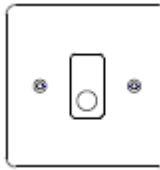

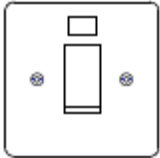
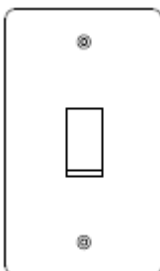

	444.1*	2 x 400W dimmer & 2 x 20AX 2 Way rocker switch	146x86mm	35mm Twin
	451.1*/TTT	3 x 200W/120VA Intelligent load detecting dimmer & 1 x 20AX 2 Way rocker switch	146x86mm	35mm Twin
	452.1*	3 x 400W dimmer & 1 x 20AX 2 Way rocker switch	146x86mm	35mm Twin
	459.1*/T	1 x 200W/120VA Intelligent load detecting dimmer & 3 x 20AX 2 Way rocker switch	146x86mm	35mm Twin
	460.1*	3 x 400W dimmer & 1 x 20AX 2 Way rocker switch	146x86mm	35mm Twin
		COMBINATION DIMMER/TOGGLES		
	501.1/T	1 x 200W/120VA Intelligent load detecting dimmer & 1x 20AX 2 Way toggle switch	86x86mm	35mm Single
	502.1	1 x 400W dimmer & 1 x 20AX 2 Way toggle switch	86x86mm	35mm Single
	515.1/T	1 x 200W/120VA Intelligent load detecting dimmer & 2 x 20AX 2 Way toggle switch	146x86mm	35mm Twin

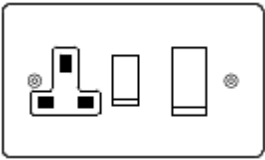
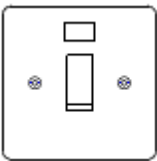
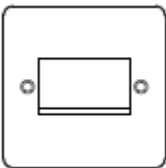
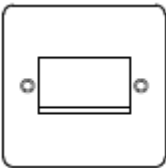

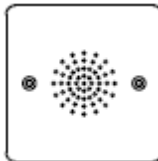
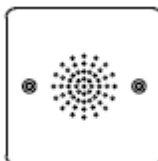
	516.1	1 x 400W dimmer & 2 x 20AX 2 Way toggle switch	146x86mm	35mm Twin
	527.1/T	2 x 200W/120VA Intelligent load detecting dimmer & 1 x 20AX 2 Way toggle switch	146x86mm	35mm Twin
	528.1	2 x 400W dimmer & 1 x 20AX 2 Way toggle switch	146x86mm	35mm Twin
	543.1/TT	2 x 200W/120VA Intelligent load detecting dimmer & 2 x 20AX 2 Way toggle switch	146x86mm	35mm Twin
	544.1	2 x 400W dimmer & 2 x 20AX 2 Way toggle switch	146x86mm	35mm Twin
	551.1/TTT	3 x 200W/120VA Intelligent load detecting dimmer & 1 x 20AX 2 Way toggle switch	146x86mm	35mm Twin
	552.1	3 x 400W dimmer & 1 x 20AX 2 Way toggle switch	146x86mm	35mm Twin
	559.1/T	1 x 200W/120VA Intelligent load detecting dimmer & 3 x 20AX 2 Way toggle switch	146x86mm	35mm Twin
	560.1	1 x 400W dimmer & 3 x 20AX 2 Way toggle switch	146x86mm	35mm Twin

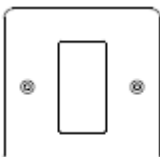
	*-Insert Colour B-Black W-White	SWITCHED SOCKET OUTLETS (Plastic Switch Caps)		
	17.2*	2 Gang 13 Amp Switched Socket	146x86mm	35mm twin
	78.2*	2 Gang 13 Amp USB Switched Socket (Laser Marked)	146x86mm	Minimum 35mm deep twin box depending on knockout position & cable entry point
	17.1*	1 Gang 13 Amp switched socket	86x86mm	35mm Single
	78.1*	1 Gang 13 Amp USB Switched Socket (Laser Marked)	86x86mm	Minimum 35mm deep single box depending on knockout position & cable entry point
	*-Insert Colour B-Black W-White	SWITCHED SOCKET OUTLETS (Metal Switch Caps)		
	18.2*	2 Gang 13 Amp Switched Socket	146x86mm	35mmTwin
	68.2*	2 Gang 13 Amp USB Switched Socket (Laser Marked)	146x86mm	Minimum 35mm deep twin box depending on knockout position & cable entry point
	18.1*	1 Gang 13 Amp Switched Socket	86x86mm	35mm Single

	68.1*	1 Gang 13 Amp USB Switched Socket (Laser Marked)	86x86mm	Minimum 35mm deep single box depending on knockout position & cable entry point
	*-Insert Colour B-Black W-White	UNSWITCHED SOCKET OUTLETS		
	19.1*	1 Gang 2 Amp	86x86mm	35mm Single
	20.1*	1 Gang 5 Amp	86x86mm	35mm Single
	20.2*	2 Gang 5 Amp	146x86mm	35mmTwin
	17.1*/US	1 Gang 13 Amp	86x86mm	35mm Single
	17.2*/US	2 Gang 13 Amp	146x86mm	35mmTwin
	36.1*	Shaver socket outlet 230/115V 20VA	86x146mm	47mm Twin box set back 5mm to allow fit of insert

	*-Insert Colour B-Black W-White	FUSED CONNECTION UNITS (Plastic Switches)		
	86.1*	13 Amp switched fuse spur	86x86mm	35mm Single
	87.1*	13 Amp switched fuse neon spur	86x86mm	35mm Single
	88.1*	13 Amp switched fuse cord spur	86x86mm	35mm Single
	89.1*	13 Amp switched fuse neon cord spur	86x86mm	35mm Single
	*-Insert Colour B-Black W-White	FUSED CONNECTION UNITS (Metal Switches)		
	26.1*	13 Amp switched fuse spur	86x86mm	35mm Single
	27.1*	13 Amp switched fuse neon spur	86x86mm	35mm Single
	28.1*	13 Amp switched fuse cord spur	86x86mm	35mm Single

	29.1*	13 Amp switched fuse neon cord spur	86x86mm	35mm Single
	*-Insert Colour B-Black W-White	FLEX OUTLETS		
	69.1*	Flex outlet plate (with terminals)	86x86mm	35mm Single
	*-Insert Colour B-Black W-White	COOKER SWITCHES		
	32.1*/SML	45 Amp cooker control switch small	86x86mm	35mm Single
	33.1*/SML	45 Amp cooker control switch small C/W neon	86x86mm	35 mm Single
	32.1*/LGE	45 Amp cooker control switch large	86x146mm	35mm Twin
	33.1*/LGE	45 Amp cooker control switch large C/W neon	86x146mm	35mm Twin

	34.1*	45 Amp cooker switch with single 13a switched socket	146x86mm	35mm Twin
	30.1*	20AX DP switch with neon	86x86mm	35 mm Single
	*-Insert Colour B-Black W-White	FAN SWITCH (PLASTIC CAP)		
	56.1*	Triple pole fan isolator switch 10Amp	86x86mm	35 mm Single
		FAN SWITCH (METAL CAP)		
	96.1	Triple pole fan isolator switch 10Amp	86x86mm	35 mm Single
		SMART HOME INTEGRATION/ SECURITY		
	42.1	Panic button complete	86x86mm	35 mm Single
	40.1	Sounder plate only	86x86mm	35 mm Single
	41.1	Sounder complete	86x86mm	35 mm Single

	39.1	Temperature sensor plate with 16.5mm diameter hole	86x86mm	35mm Single
		EURO MODULE PLATES		
	EUR.1	1 Module euro plate 25 x 50mm aperture	86x86mm	35mm Single
	EUR.2	2 Module euro plate 50 x 50mm aperture	86x86mm	35mm Single
	EUR.3	3 Module euro plate 75 x 50mm aperture	146x86mm	35mm Twin
	EUR.4	4 Module euro plate 100 x 50mm aperture	146x86mm	35mm Twin
		SPEAKER SOCKETS		
	67.1	1 Gang speaker socket	86x86mm	35mm Single
	67.2	2 Gang speaker socket	86x86mm	35mm Single






		VOLUME CONTROL		
	13.1	1 gang 8 Ohm 15w volume control	86x86mm	35mm Single
	*-Insert Colour B-Black W-White	BRUSH PLATES		
	BRUSH.1*	Brush plate 50 x 50mm brush	86 x 86mm	35mm Single
	BRUSH.2*	Brush plate 100 x 50mm brush	146 x 86mm	35mm Twin
		BLANK PLATES		
	37.1	Single blank plate	86 x 86mm	35mm Single
	37.2	Twin blank plate	146 x 86mm	35mmTwin

Plate Care Instructions

Our Satin and Polished Chrome finishes are extremely durable and should remain in pristine condition. A non-abrasive metal polish may be used.

Fitting of Products

Installation on wet plaster or paint should be avoided at all times. All electrical products must be fitted by a fully qualified electrician, failure to adhere to this will void any warranty on the products.

Bespoke Accessories

Focus SB can produce and manufacture bespoke accessories including combination plates and various multi gang plates to meet your exact requirements in this range please contact one of our product consultants for further details.

Interiors

Focus SB utilise various suppliers for the interiors which are supplied with their plates, predominantly used in this range are:

Power outlets and switching modules: Focus-SB LTD

Dimmer Modules: Aurora Projects (UK) LTD

All interiors in this range are designed to run on British Standard 240v current. Non-UK standard interiors are available upon specific request, please contact one of our product consultants for further details.

Standards Conformance

All switches are designed and tested to BS EN 60669-1 and are suitable for UK metal flush boxes to BS4662. Boxes, plates and grids must be earthed and if fitted outside the UK permission/approval must be obtained by the local or national electricity supplier and/or approvals authority.

13 amp sockets conform to BS1363

5 amp & 2 amp sockets conform to BS546

All products are UKCA marked and comply with UK safety, EMC and environmental regulation where applicable.

All products are CE marked and comply with UK safety, EMC and environmental directives where applicable.

All products supplied by Focus SB in this range in compliance with The EU REACH Directive No 1907/2006 with respect to Substances/Chemical classified as SVHC

Warranty

Interiors: 5-year manufacturer warranty against product fault
Plates: 12-month manufacturer warranty against product fault

Contact Details

Focus SB Ltd
Napier Road
St Leonards on Sea
East Sussex
TN38 9NY
England

Tel: +44 (0)1424 858060
Fax: +44 (0)1424 853862
Email: sales@focus-sb.co.uk
Web: www.focus-sb.co.uk



FS691298