



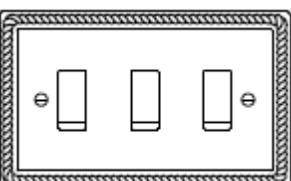
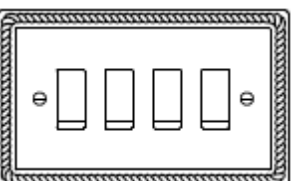

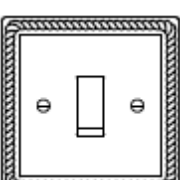
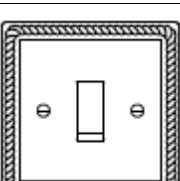
**Georgian**  
**Satin Chrome**  
**Data Sheet**





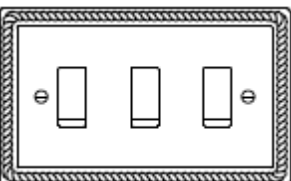










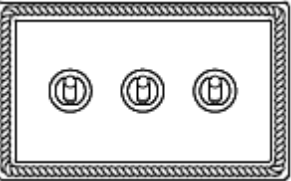
## Specifications

Plate Material	CZ108 Brass
Finish Applied on Plate	Satin Chrome Plated
Single Plate Dimensions	94mm x 94mm
Twin Plate Dimensions	154mm x 94mm
Screw Type	Pan Head Slotted
Plate Prefix	GSC
Standard Insert Trim Colour	White or Black
Standard Rocker Finish	Satin Brass

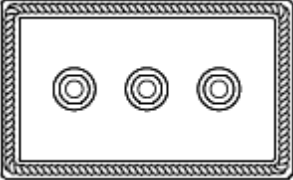
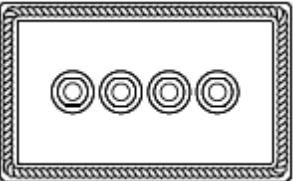

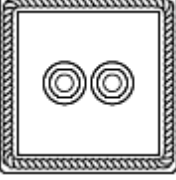


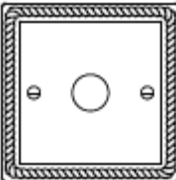
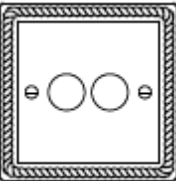
### Standard Brochure Items



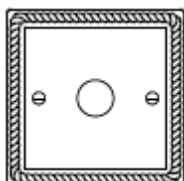
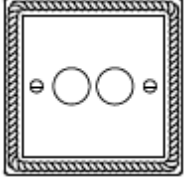

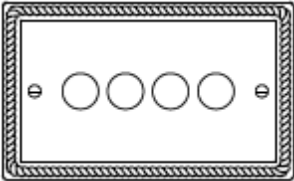
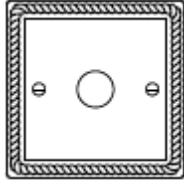
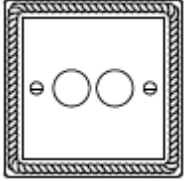
	Product	Description	Plate Size	Wall box
	*-Insert Colour B-Black W-White	<b>ROCKER GRID SWITCHES</b> (Plastic Switch Caps) Rated power for self-ballasted loads 250w		
	10.1*	1 Gang 20AX 2 Way rocker switch	94x94mm	35mm Single
	10.2*	2 Gang 20AX 2 Way rocker switch	94x94mm	35mm Single
	10.3*	3 Gang 20AX 2 Way rocker switch	154x94mm	35mm Twin
	10.4*	4 Gang 20AX 2 Way rocker switch	154x94mm	35mm Twin
	10.1*/2	1 Gang 20AX double pole rocker switch	94x94mm	35mm Single
	10.1*/3	1 Gang 20AX intermediate rocker switch	94x94mm	35mm Single
	10.1*/4	1 Gang 20AX 2 Way and off rocker switch	94x94mm	35mm Single

	10.1*/5	1 Gang 20 Amp retractive rocker switch	94x94mm	35mm Single
	10.1*/7	1 Gang 20 Amp 2 Way and off retractive rocker switch	94x94mm	35mm Single
		<b>ROCKER GRID SWITCHES (Metal Switch Caps)</b> Rated power for self-ballasted loads 250w		
	11.1*	1 Gang 20AX 2 Way rocker switch	94x94mm	35mm Single
	11.2*	2 Gang 20AX 2 Way rocker switch	94x94mm	35mm Single
	11.3*	3 Gang 20AX 2 Way rocker switch	154x94mm	35mm Twin
	11.4*	4 Gang 20AX 2 Way rocker switch	154x94mm	35mm Twin
	11.1*/2	1 Gang 20AX double pole rocker switch	94x94mm	35mm Single



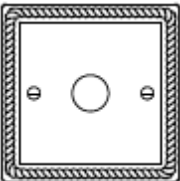
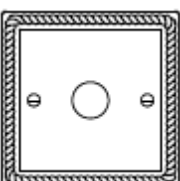
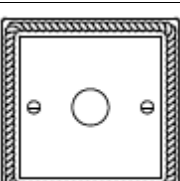
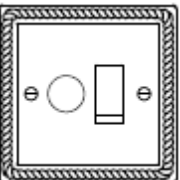
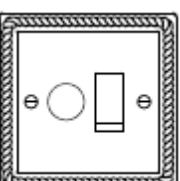
	11.1*/3	1 Gang 20AX intermediate rocker switch	94x94mm	35mm Single
	11.1*/4	1 Gang 20AX 2 Way and off rocker switch	94x94mm	35mm Single
	11.1*/5	1 Gang 20Amp retractive rocker switch	94x94mm	35mm Single
	11.1*/7	1 Gang 20Amp 2 Way and off retractive rocker switch	94x94mm	35mm Single
		<b>TOGGLE SWITCHES</b> Rated power for self-ballasted loads 250w		
	14.1	1 Gang 20AX 2 Way toggle switch	94x94mm	35mm Single
	14.2	2 Gang 20AX 2 Way toggle switch	94x94mm	35mm Single
	14.3	3 Gang 20AX 2 Way toggle switch	154x94mm	35mm Twin

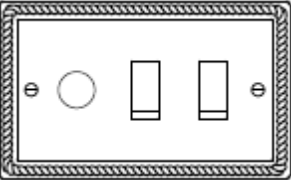
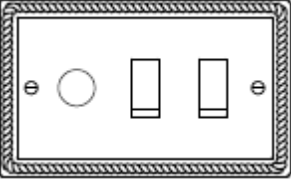
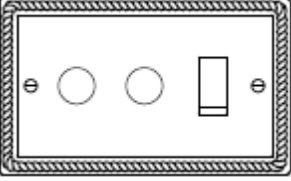
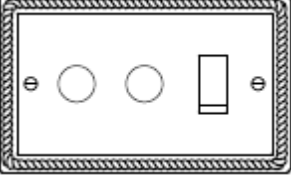
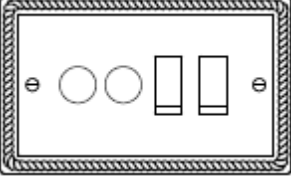
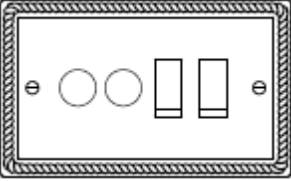
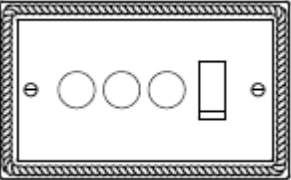
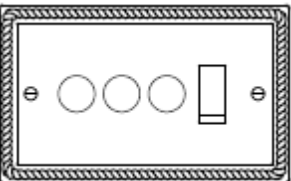
	14.4	4 Gang 20AX 2 Way toggle switch	154x94mm	35mm Twin
	14.1/2	1 Gang 20AX double pole toggle switch	94x94mm	35mm Single
	14.1/3	1 Gang 20AX intermediate toggle switch	94x94mm	35mm Single
	14.1/4	1 Gang 20AX 2 Way and off toggle switch	94x94mm	35mm Single
	14.1/5	1 Gang 20 Amp retractive toggle switch	94x94mm	35mm Single
	14.1/7	1 Gang 20 Amp 2 Way and off retractive toggle switch	94x94mm	35mm Single
		<b>PUSH BUTTONS</b> Rated power for self-ballasted loads 100w		
	14.1/8	1 Gang 6AX 2 Way latching push button.	94x94mm	35mm Single
	14.2/8	2 Gang 6AX 2 Way latching push button.	94x94mm	35mm Single

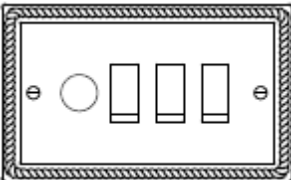
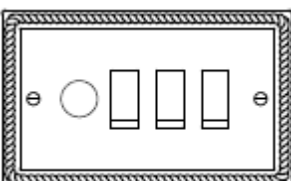
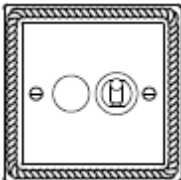
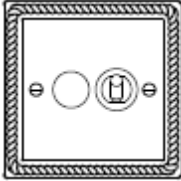
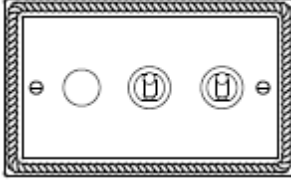
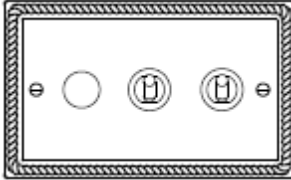
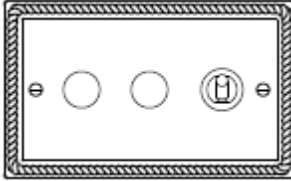
	14.3/8	3 Gang 6AX 2 Way latching push button.	154x94mm	35mm Twin
	14.4/8	4 Gang 6AX 2 Way latching push button.	154x94mm	35mm Twin
	14.1/9	1 Gang 6 Amp Retractive push button	94x94mm	35mm Single
	14.2/9	2 Gang 6 Amp Retractive push button	94x94mm	35mm Single
	14.3/9	3 Gang 6 Amp Retractive push button	154x94mm	35mm Twin
	14.4/9	4 Gang 6 Amp Retractive push button	154x94mm	35mm Twin
		<b>INTELLIGENT ROTARY DIMMERS</b>		
	21.1/T	1 Gang 400W/400VA Intelligent load detecting dimmer	94x94mm	35mm Single
	21.2/TT	2 Gang 400W/400VA Intelligent load detecting dimmer	94x94mm	35mm Single

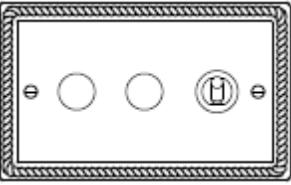
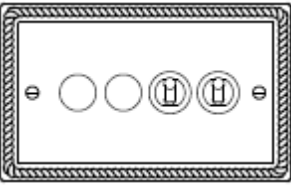
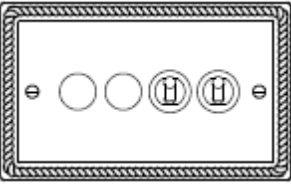
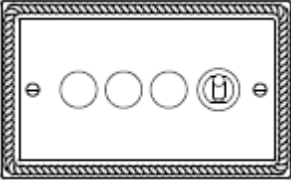
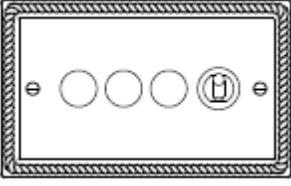
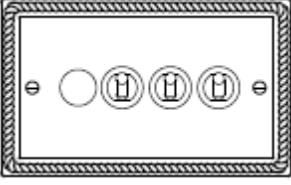
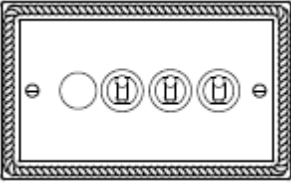
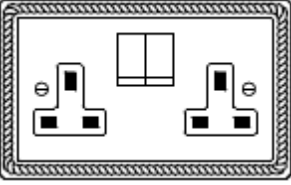
	21.3/TTT	3 Gang 400W/400VA Intelligent load detecting dimmer	154x94mm	35mm Twin
	21.4/TTTT	4 Gang 400W/400VA Intelligent load detecting dimmer	154x94mm	35mm Twin
		<b>ROTARY DIMMERS</b>		
	21.1	1 Gang 250w 2 Way dimmer (mains & low voltage)	94x94mm	35mm Single
	21.2	2 Gang 250w 2 Way dimmer (mains & low voltage)	94x94mm	35mm Single
	21.3	3 Gang 250w 2 Way dimmer (mains & low voltage)	154x94mm	35mm Twin
	21.4	4 Gang 250w 2 Way dimmer (mains & low voltage)	154x94mm	35mm Twin
	22.1	1 Gang 400w 2 Way dimmer (mains & low voltage)	94x94mm	35mm Single
	22.2	2 Gang 400w 2 Way dimmer (mains & low voltage)	94x94mm	35mm Single

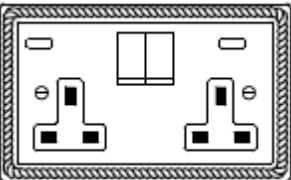
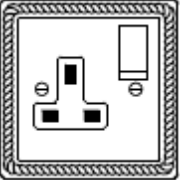
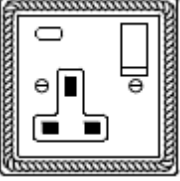
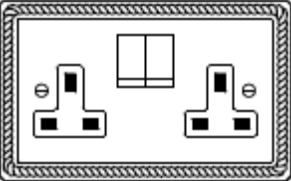
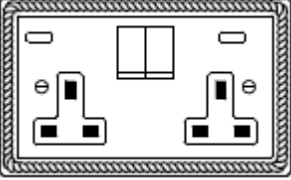

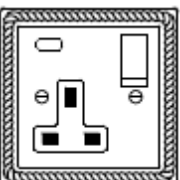


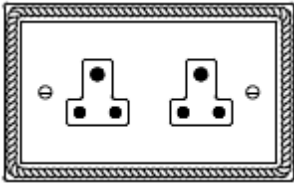


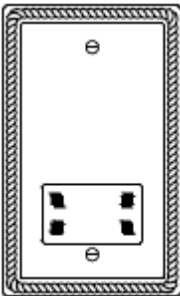
	22.3	3 Gang 400w 2 Way dimmer (mains & low voltage)	154x94mm	35mm Twin
	22.4	4 Gang 400w 2 Way dimmer (mains & low voltage)	154x94mm	35mm Twin
	21.1/6	1 Gang 0-10V Dimmer Rated power for self-ballasted loads 100w	94x94mm	35mm Single
	21.1/7	1 Gang Intermediate on/off Rated power for self-ballasted loads 100w	94x94mm	35mm Single
	21.1/1	1 Gang 2 Way push on/off Rated power for self-ballasted loads 100w	94x94mm	35mm Single
	<b>*-Insert Colour</b> <b>B-Black</b> <b>W-White</b>	<b>COMBINATION DIMMER/ROCKERS</b> Rocker switches rated power for self-ballasted loads 250w		
	401.1*/T	1 x 400W/400VA Intelligent load detecting dimmer & 1 x 20AX 2 Way rocker switch	94x94mm	35mm Single
	402.1*	1 x 400W dimmer & 1x 20AX 2 Way rocker switch	94x94mm	35mm Single


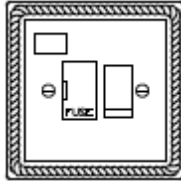

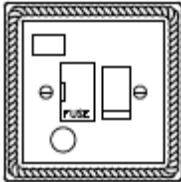

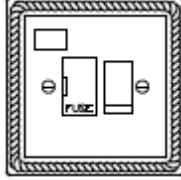
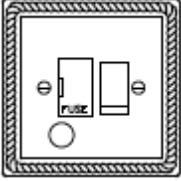
	415.1*/T	1 x 400W/400VA Intelligent load detecting dimmer & 2 x 20AX 2 Way rocker switch	154x94mm	35mm Twin
	416.1*	1 x 400W dimmer & 2 x 20AX 2 Way rocker switch	154x94mm	35mm Twin
	427.1*/TT	2 x 400W/400VA Intelligent load detecting dimmer & 1 x 20AX 2 Way rocker switch	154x94mm	35mm Twin
	428.1*	2 x 400W Dimmer & 1 x 20AX 2 Way rocker switch	154x94mm	35mm Twin
	443.1*/TT	2 x 400W/400VA Intelligent load detecting dimmer & 2 x 20AX 2 Way rocker switch	154x94mm	35mm Twin
	444.1*	2 x 400W dimmer & 2 x 20AX 2 Way rocker switch	154x94mm	35mm Twin
	451.1*/TTT	3 x 400W/400VA Intelligent load detecting dimmer & 1 x 20AX 2 Way rocker switch	154x94m	35mm Twin
	452.1*	3 x 400W dimmer & 1 x 20AX 2 Way rocker switch	154x94mm	35mm Twin

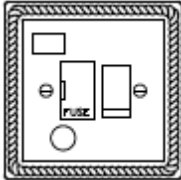
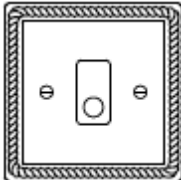

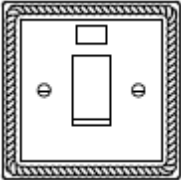

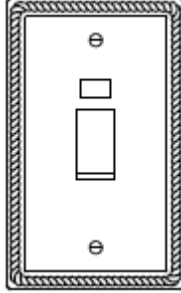
	459.1*/T	1 x 400W/400VA Intelligent load detecting dimmer & 3 x 20AX 2 Way rocker switch	154x94mm	35mm Twin
	460.1*	3 x 400W dimmer & 1 x 20AX 2 Way rocker switch	154x94mm	35mm Twin
		<b>COMBINATION DIMMER/TOGGLES</b> Toggle switches rated power for self-ballasted loads 250w		
	501.1/T	1 x 400W/400VA Intelligent load detecting dimmer & 1x 20AX 2 Way toggle switch	94x94mm	35mm Single
	502.1	1 x 400W dimmer & 1 x 20AX 2 Way toggle switch	94x94mm	35mm Single
	515.1/T	1 x 400W/400VA Intelligent load detecting dimmer & 2 x 20AX 2 Way toggle switch	154x94mm	35mm Twin
	516.1	1 x 400W dimmer & 2 x 20AX 2 Way toggle switch	154x94mm	35mm Twin
	527.1/T	2 x 400W/400VA Intelligent load detecting dimmer & 1 x 20AX 2 Way toggle switch	154x94mm	35mm Twin

	528.1	2 x 400W dimmer & 1 x 20AX 2 Way toggle switch	154x94mm	35mm Twin
	543.1/TT	2 x 400W/400VA Intelligent load detecting dimmer & 2 x 20AX 2 Way toggle switch	154x94mm	35mm Twin
	544.1	2 x 400W dimmer & 2 x 20AX 2 Way toggle switch	154x94mm	35mm Twin
	551.1/TTT	3 x 200W/120VA Intelligent load detecting dimmer & 1 x 20AX 2 Way toggle switch	154x94mm	34mm Twin
	552.1	3 x 400W dimmer & 1 x 20AX 2 Way toggle switch	154x94mm	35mm Twin
	559.1/T	1 x 400W/400VA Intelligent load detecting dimmer & 3 x 20AX 2 Way toggle switch	154x94mm	35mm Twin
	560.1	1 x 400W dimmer & 3 x 20AX 2 Way toggle switch	154x94mm	35mm Twin
	<b>*-Insert Colour B-Black W-White</b>	<b>SWITCHED SOCKET OUTLETS (Plastic Switch Caps)</b>		
	17.2*	2 Gang 13 Amp Switched Socket	154x94mm	35mm twin

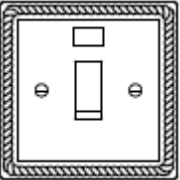
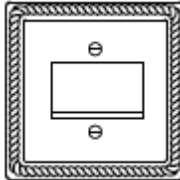
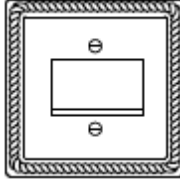



	78.2*	2 Gang 13 Amp USB Switched Socket (Laser Marked)	154x94mm	Minimum 35mm deep twin box depending on knockout position & cable entry point
	17.1*	1 Gang 13 Amp switched socket	94x94mm	35mm Single
	78.1*	1 Gang 13 Amp USB Switched Socket (Laser Marked)	94x94mm	
	<b>*-Insert Colour B-Black W-White</b>	<b>SWITCHED SOCKET OUTLETS (Metal Switch Caps)</b>		
	18.2*	2 Gang 13 Amp Switched Socket	154x94mm	35mmTwin
	68.2*	2 Gang 13 Amp USB Switched Socket (Laser Marked)	154x94mm	Minimum 35mm deep twin box depending on knockout position & cable entry point
	18.1*	1 Gang 13 Amp Switched Socket	94x94mm	35mm Single
	68.1*	1 Gang 13 Amp USB Switched Socket (Laser Marked)	94x94mm	Minimum 35mm deep single box depending on knockout position & cable entry point


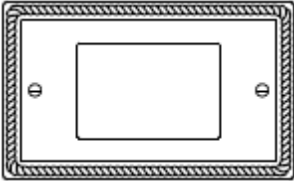
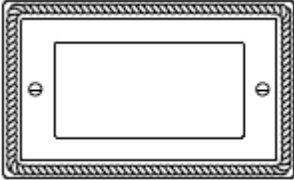
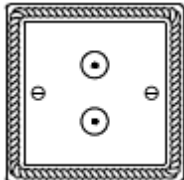
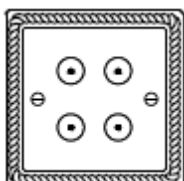

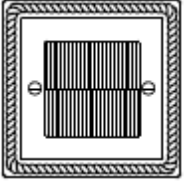
	*-Insert Colour B-Black W-White	UNSWITCHED SOCKET OUTLETS		
	20.1*	1 Gang 5 Amp	94x94mm	35mm Single
	20.2*	2 Gang 5 Amp	154x94mm	35mmTwin
	17.1*/US	1 Gang 13 Amp	94x94mm	35mm Single
	17.2*/US	2 Gang 13 Amp	154x94mm	35mmTwin
	19.1*	1 Gang 2 Amp	94x94mm	35mm Single
	36.1*	Shaver socket outlet 230/115V	94x154mm	47mm Twin box set back 5mm to allow fit of insert

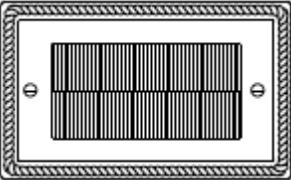
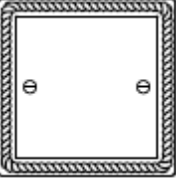

	*-Insert Colour B-Black W-White	FUSED CONNECTION UNITS (Plastic Switches)		
	86.1*	13 Amp switched fuse spur	94x94mm	35mm Single
	87.1*	13 Amp switched fuse neon spur	94x94mm	35mm Single
	88.1*	13 Amp switched fuse cord spur	94x94mm	35mm Single
	89.1*	13 Amp switched fuse neon cord spur	94x94mm	35mm Single
	*-Insert Colour B-Black W-White	FUSED CONNECTION UNITS (Metal Switches)		
	26.1*	13 Amp switched fuse spur	94x94mm	35mm Single
	27.1*	13 Amp switched fuse neon spur	94x94mm	35mm Single
	28.1*	13 Amp switched fuse cord spur	94x94mm	35mm Single

	29.1*	13 Amp switched fuse neon cord spur	94x94mm	35mm Single
	*-Insert Colour B-Black W-White	<b>FLEX OUTLETS</b>		
	69.1*	Flex outlet plate (with terminals)	94x94mm	35mm Single
	*-Insert Colour B-Black W-White	<b>COOKER SWITCHES</b>		
	32.1*/SML	45 Amp cooker control switch small	94x94mm	35mm Single
	33.1*/SML	45 Amp cooker control switch small C/W neon	94x94mm	35 mm Single
	32.1*/LGE	45 Amp cooker control switch large	94x154mm	35mm Twin
	33.1*/LGE	45 Amp cooker control switch large C/W neon	94x154mm	35mm Twin



	30.1*	20 AX DP switch with neon	94x94mm	35 mm Single
	*-Insert Colour B-Black W-White	<b>FAN SWITCH (PLASTIC CAP)</b>		
	56.1*	Triple pole fan isolator switch 10Amp	94x94mm	35 mm Single
		<b>FAN SWITCH (METAL CAP)</b>		
	96.1	Triple pole fan isolator switch 10Amp	94x94mm	35 mm Single
		<b>SMART HOME INTEGRATION/ SECURITY</b>		
	40.1	Sounder plate only	94x94mm	35 mm Single
	41.1	Sounder complete	94x94mm	35 mm Single
		<b>EURO MODULE PLATES</b>		
	EUR.1	1 Module euro plate 25 x 50mm aperture	94x94mm	35mm Single

	EUR.2	2 Module euro plate 50 x 50mm aperture	94x94mm	35mm Single
	EUR.3	3 Module euro plate 75 x 50mm aperture	154x94mm	35mm Twin
	EUR.4	4 Module euro plate 100 x 50mm aperture	154x94mm	35mm Twin
		<b>SPEAKER SOCKETS</b>		
	67.1	1 Gang speaker socket	94x94mm	35mm Single
	67.2	2 Gang speaker socket	94x94mm	35mm Single
		<b>VOLUME CONTROL</b>		
	13.1	1 gang 8 Ohm 15w volume control	94x94mm	35mm Single
		<b>BRUSH PLATES</b>		
	BRUSH.1*	Brush plate 50 x 50mm brush	94x94mm	35mm Single

	BRUSH.2*	Brush plate 100 x 50mm brush	154x94mm	35mm Twin
		<b>BLANK PLATES</b>		
	37.1	Single blank plate	94x94mm	35mm Single
	37.2	Twin blank plate	154x94mm	35mmTwin

## **Plate Care Instructions**

This finish is protected by a Clear Electrophoretic Lacquer. These plates must only be cleaned with a wax-based polish applied with a soft, dry cloth. Under no circumstances should abrasive/solvent polishes or paint removing solvents/treatments be used. Under most conditions the electrophoretic finish guarantees full protection.

## **Fitting of Products**

Installation on wet plaster or paint should be avoided at all times. All electrical products must be fitted by a fully qualified electrician, failure to adhere to this will void any warranty on the products.

## **Bespoke Accessories**

Focus SB can produce and manufacture bespoke accessories including combination plates and various multi gang plates to meet your exact requirements in this range please contact one of our product consultants for further details.

## **Standards Conformance**

All switches are designed and tested to BS EN 60669-1 and are suitable for UK metal flush boxes to BS4662. Boxes, plates and grids must be earthed and if fitted outside the UK permission/approval must be obtained by the local or national electricity supplier and/or approvals authority.

13 amp sockets conform to BS1363  
5 amp & 2 amp sockets conform to BS546

All products are UKCA marked and comply with UK safety, EMC and environmental regulation where applicable.

All products are CE marked and comply with UK safety, EMC and environmental directives where applicable.

All products supplied by Focus SB in this range in compliance with The EU REACH Directive No 1907/2006 with respect to Substances/Chemical classified as SVHC

## **Warranty**

Interiors: 12-month manufacturer warranty against product fault

Plates: 12-month manufacturer warranty against product fault

### Contact Details

Focus SB Ltd  
Napier Road  
St Leonards on Sea  
East Sussex  
TN38 9NY  
England

Tel: +44 (0)1424 858060  
Fax: +44 (0)1424 853862  
Email: [sales@focus-sb.co.uk](mailto:sales@focus-sb.co.uk)  
Web: [www.focus-sb.co.uk](http://www.focus-sb.co.uk)



**FS691298**